



## City of Smithville, Missouri

### Board of Aldermen - Work Session Agenda

Tuesday, June 4, 2024

5:00 p.m. – City Hall Council Chambers and Via Videoconference

---

Anyone who wishes to view the meeting may do so in real time as it will be streamed live on the City's YouTube page.

For Public Comment via Zoom, please email your request to the City Clerk at [ldrummond@smithvillemo.org](mailto:ldrummond@smithvillemo.org) prior to the meeting to be sent the meeting Zoom link.

1. Call to Order
2. Presentation on Northland Workforce Development Center
3. FY2024 6-Month Budget Review
4. Departmental Budget Presentation
5. 5-Year Capital Improvement Plan Update
6. Adjourn

Join Zoom Meeting

<https://us02web.zoom.us/j/81898450334>

Meeting ID: 818 9845 0334

Passcode: 109876







June 4, 2024  
Smithville





# **NORTHLAND**

Workforce Development Center



**CONTRIBUTING TO THE WORKFORCE SOLUTION IN THE KANSAS CITY NORTHLAND.**

**This is “Why” we have pursued this project for the past five years...**

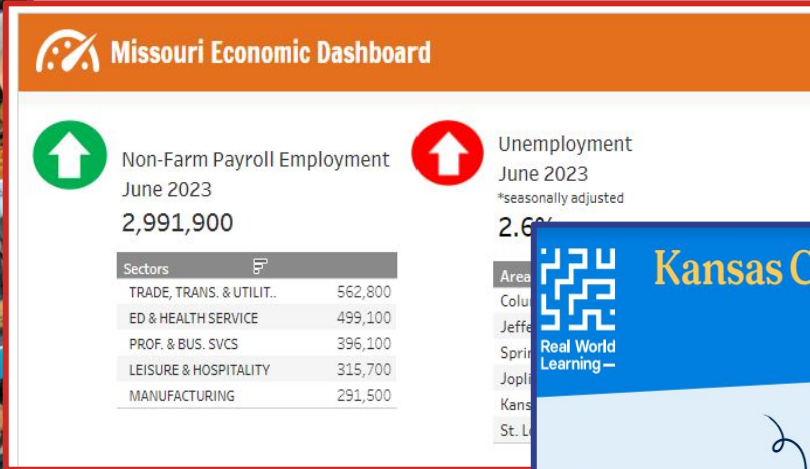


**•Creating  
relevant  
experiences  
for students...**

***while building  
tomorrow's  
workforce***



# KC Workforce Needs - Building a More Robust Workforce!



**Kansas City RWL Collaborative Strategic Plan**

**Mission**  
Committed to intentionally disrupting and reinventing education in the Greater Kansas City Region, the mission of Real World Learning is to ensure students, empowered by their sense of purpose and their connection to community, graduate with durable skills attained through a transformational regional collaborative distinguished by

- Meaningful, authentic, customized experiences
- Commitment to equitable outcomes with a goal of inclusive prosperity.
- Deep connectivity among community partners
- Entrepreneurial and innovative mindset.
- Value added to business and community

**75 High Schools**  
**31+ School Districts**  
**83,000 Students**

**Guiding Principles**

**Partnership**  
We will commit to partnerships with business, industry and community leaders which are rich, mutually beneficial and

**Collaboration**  
We will operate as a regional collective, leveraging resources, opening a shared

**NORTHLAND CHAMBER**

**Mission**  
The mission of the Northland Regional Chamber of Commerce is to enhance the business community, economic growth and quality of life in the Northland.





# Student Testimonials from Recent Graduates



"This program has prepared me for the next step of becoming a police officer. I currently have a position as a security officer. I

can't wait to join the police academy and serve this community in the future."

**Oumar Coulibaly**

Law Enforcement/CSI

North Kansas City School District



"Northland Career Center was a wonderful experience for me. I was able to do an internship my senior year. Shortly after

graduation I got a HVAC job with a very nice starting wage and sign-on bonus. I love what I am doing now, and I couldn't have done it without NCC."

**Caden Wiser**

Heating/Cooling and Climate Control,  
North Kansas City School District



"Every staff member and instructor at NCC knew my name, and I knew all of theirs. Everyone was so kind and encouraging.

I am now pursuing my bachelor's in elementary education. I learned so much through my internships and in-class instruction. My experience at NCC gave me a great head start."

**Jana DeVaul**

Teaching Professions  
Liberty School District



# The industry demand is increasing and so is the enrollment demand

If we need skilled workers in high demand fields...how do fill those jobs if we are turning large groups of student away and placing them on waiting lists?

There has been a 51% increase in students on a waiting list in the past three years.

The total waiting list numbers for the past three years are below

- Aviation Technology - 21 students on the waiting list the past 3 years
- Construction - 59 students on the waiting list the past 3 years
- Heating/Cooling - 42 students on the waiting list the past 3 years
- Manufacturing - 30 students on the waiting list the past 3 years
- Diesel Technology - 116 students on the waiting list the past 3 years
- Industrial Welding - 114 students on the waiting list the past 3 years

A total of 382 potential skilled trades students could not enroll

Our Health and Human Services courses also had extensive waiting lists:

- Health Sciences - 213 students on the waiting list the past 3 years
- Law Enforcement - 129 students on the waiting list for FY 20 & 21
- Culinary Arts - 72 students on the waiting list for the past 3 years

A total of 414 students could not enroll during that time period

**WAITING LIST**






# Promotional Packet Contents



## Cover Letter



## Front - Back Flyer



## Naming Rights Doc

## Current and Future Programming

Learning That Works

April 22, 2024

Marianne Dunavant  
Community Relations Manager  
Ford Motor Company

Dear Ms. Dunavant:

A thriving workforce is the backbone of a strong community driving both economic growth and stability. Communities thrive with skilled workers, leading to boosted consumer activity, higher tax revenues, and better infrastructure. A robust workforce fuels innovation and entrepreneurship, creating opportunities for both personal achievement and collective success.

We are currently in the midst of a \$74 million campaign to build the Northland Workforce Development Center which will serve as a hub for both student and adult learners. Every week employers in the region express their urgent need for skilled workers. We also reconnect with former students who are thriving personally and financially as skilled workers. The new center will provide us with the opportunity to nurture more skilled workers and establish a much needed robust pipeline for area employers.

The packet of information you have before you tells a really great story. You can also go to [www.northlandcareercenter.org](http://www.northlandcareercenter.org). Click on NCC Capital Campaign under the Quick Links on the far right. Also, to go directly to the NWDC Marketing Video, go to YouTube and type NWDC Northland in the search bar. It will be worth the six minutes of your time to watch this amazing video.

This packet contains:

<b>Left Side</b> NWDC Naming Opportunity Brochure NCC Current and Future Programs	<b>Right Side</b> NWDC Case Statement NWDC Front-Back Flyer with QR Code
---	--

We invite you to join us in our endeavor to create a one-of-a-kind facility within our community. We are deeply inspired by the support of individuals, corporations, foundations, and elected officials, whom we proudly call our friends and advocates. We eagerly anticipate including you among this esteemed list.

Kind Regards,

Brian Notler  
Campaign Lead

Jeff Green  
Campaign Co Lead

## Case Statement

Learning That Works

NCC is promoting the construction of a new, state-of-the-art career center

Northland Career Center (NCC) is a public, nonprofit career and technical education school serving a consortium of approximately 17,000 Clay County and Platte County students. In partnership with Platte County School District, NCC has initiated a campaign to support the construction of Northland Workforce Development Center (NWDC) on a 19-acre site in a centralized location near the Clay-Platte county line, just north of 152 Highway and Platte Purchase Road.





NWDC will serve more than 900 high school students during the day (doubling NCC's current capacity) and—through partnerships with Metropolitan Community College and other post-secondary institutions—allow 300 adults to enroll in afternoon and evening courses for college credit and/or advanced certificates.

This new center will benefit all Northland and KC area students and patrons. It will...

- Reduce the current waiting list and increase opportunities for more students.
- Be located in a more demographically diverse and accessible area.
- Provide more dual-credit opportunities for high school students.
- Create a natural pipeline from high school to higher education.
- Foster real-world learning opportunities and educator externships.
- Strengthen local industries and partnerships.
- Offer space for school districts to host career events.
- Generate qualified candidates for local, in-demand, high-wage workforce positions.
- Serve as a community asset and resource.

"We supported this campaign, not only to ensure a pipeline of skilled workers continues to grow, but because the quality of training and education that NCC delivers is outstanding."

Karen Korte  
President and Chairman of Northland Local 10

Northland Workforce Development Center (NWDC) Potential Programs - Includes the current 12 programs at Northland Career Center (NCC)					
Programs in <b>Blue</b> are Current Programs at NCC, Programs in <b>Red</b> are potential programs in the new NWDC = 10 Industry Academies					
Northland Career Center offers high school Juniors & seniors work-based learning experiences, college credit options, recognized credentials and relevant experiences to springboard from high school to post-secondary options including college, career, and military. These experiences are categorized as Market Value Assets (MVAs).					
Agricultural Sciences Academy - At Maple Woods					
Program	Brief Description	Work-Based Learning	College Credit Options	Relevant Credentials	Meaningful Experiences
	2 year program studying animal science, plant science, and Agribusiness	Supervised Agricultural Experiences	15-18 hours of dual enrollment credit per year at MCC - Maple Woods Agriculture Program	None at this time, but students get relevant college credit that aligns to post-secondary programs	Relevant Animal Systems and Plant Systems Projects, Class on college campus in the Northland
Construction Academy					
Program	Brief Description	Work-Based Learning	College Credit Options	Relevant Credentials	Meaningful Experiences
	2 Year program Focus on all aspects of building, exterior applications, roofing, electrical and plumbing	Internship options in residential construction, plumbing, and electrica, typically 2nd semester or 4th quarter	11 Hours of Dual Credit through Metropolitan Community College 12 Hours of Articulated Credit through Missouri Western State University	Carpenters Union Level 2 and Level 3 Test. Passing level three earns you a IRC, potential apprentice, OSHA 10	Various community driven projects including playhouses, sheds and SkillsUSA
	2 year program that expands upon career fields that are in high demand and fills a gap in the Construction Cluster	Internship & apprenticeship options during the senior year	Potential dual credit opportunities through Metropolitan Community College	Multiple options for work-based credentials in this program including OSHA-10	State of the art training spaces with live simulations a frequent basis and SkillsUSA
	2 Year program with focus is on all aspects of HVAC and other technical concepts	Internship options for HVAC, electrical or plumbing careers. Typically 2nd semester or 4th quarter.	11 Hours of Dual Credit with Metropolitan Community College	Gas H.E.A.T. Job Ready Certification, EPA 608, OSHA 10	Students perform "chargeouts" and installs of HVAC/R equipment as part of curriculum, and SkillsUSA

# Key Data on how the NWDC will support Smithville

---



- There are 212 students that have attended NCC across the last 6 cohorts (2020-2025) that have resided in Smithville, MO
- Of the 2222 students from cohorts 2020-2025, there are 227 students or 10.2% of the students attended/are attending the Liberty School District.
- This new school location will be approximately 5 minutes closer to Smithville High School along a safer route, and will have the capacity to add more students who may be on the waiting list seeking a career, life changing opportunity. The education at NCC is free to the student, paid for by the Smithville School District.



## Let's build a new, state of the art center that will:

---



- Provide a ***central location*** closer to participating high schools that serves as a ***community resource*** for ***all of the Northland***
- ***Reduce waiting lists*** and open doors to ***opportunity for more students.***
- Increase the number of ***trained, qualified candidates*** available for ***in-demand, high-wage careers.***
- Strategically ***contribute to the Kansas City Northland workforce.***
- Welcome an even more ***diverse student population*** and ***promote greater social mobility*** for low-income households.
- Offer a ***wider variety of career tracks, afternoon & evening courses,*** and ***more dual credit options.***

# Promotional Video

---





# The Project - What will it entail? What will it cost?



To raise the necessary funds to build this beautiful facility, we have recently obtained a 501(c)(3) status.

The Northland Workforce Development Center Corporation was officially established in December of 2023 and as of March 15th is officially listed by the IRS as a registered charitable organization.

The facility will be owned by this corporation and operated by Northland Career Center



# Expansion opportunities for new programs



## NCC PROGRAMS

### Current Programs

Agricultural Sciences  
Aviation Technology  
Construction Technology  
Culinary Arts  
Diesel Technology  
Heating, Ventilation and  
Air Conditioning  
Health Sciences  
Industrial Automation and Robotics  
Industrial Welding  
IT Professionals  
Law Enforcement/Crime Scene  
Investigation  
Teaching Professions

### Potential Future Programs

Automotive Technology  
Baking and Pastries  
Cosmetology  
Dental Assisting  
Digital Design, Programming  
and Cybersecurity  
Electrical and Plumbing Technologies  
Fire Science/EMT  
Health Tech Careers  
Hospitality and Event Management  
Industrial Machining  
Junior ROTC

*For more information  
and building layout/plans:*





# **Post Secondary Opportunities** **(afternoons, evenings, and weekends)**



- Metropolitan Community College (MCC) partnering with Northland Career Center to establish the new Northland Workforce Development Center (NWDC)
- The NWDC will address workforce shortages in Clay and Platte Counties with post-secondary, high demand programs offered in a convenient location for Northland residents
- Collaboration with NCC leadership, architects, and builders for facility design
- Curriculum adjustments to cover all Career and Technical Education programs without duplication
- Other post-secondary institutions may partner to offer programming or dual credit for students



# Campaign Dashboard



Goal: \$74,000,000

Total Committed/Pledged: \$35,824,904



Foundations

\$10,000

Of \$15,000,000



State &  
Local

\$30,750,000

of \$39,000,000



Federal

\$0

of \$5,000,000



Industry &  
Corporations

\$4,998,404

of \$12,000,000



Individuals

\$66,500

of \$4,000,000





# Naming Rights...Final Document





**Learning That Works**

**NAMING OPPORTUNITIES**



**NWDC EXPO SPACE, 13,000-SQ FT**  
**\$5 MILLION**

**L2**



**L1**




**AUDITORIUM/LECTURE HALL**  
**\$2.5 MILLION**



SITE PLANS

**OTHER OPPORTUNITIES:**

Program Storage Area	\$25,000
Program Tool Room	\$25,000
CTE Lab and signage	Varies
Expo Space signage	Varies
Career and technical equipment (unlimited)	Varies



**NWDC RECOGNITION LEVELS**

Emerald Wall (based on size of donation)	\$25,000+
Platinum Wall	\$12,500 - \$24,999
Gold Display	\$5,000 - \$12,499
Silver Display	\$1,250 - \$4,999
Bronze Display	\$500 - \$1,249
Recognized online/digitally	\$100 - \$499

**Northland Career Center**  
 1801 Branch Street | Platte City, MO 64079 | (816) 858-5505  
[northlandcareercenter.org](http://northlandcareercenter.org) | [greenj@platteco.k12.mo.us](mailto:greenj@platteco.k12.mo.us)

For this facility to become a reality, we are raising money locally and will recognize our donors with naming rights and legacy walls in the large, main foyer

# NWDC Campaign Strategy Update

---



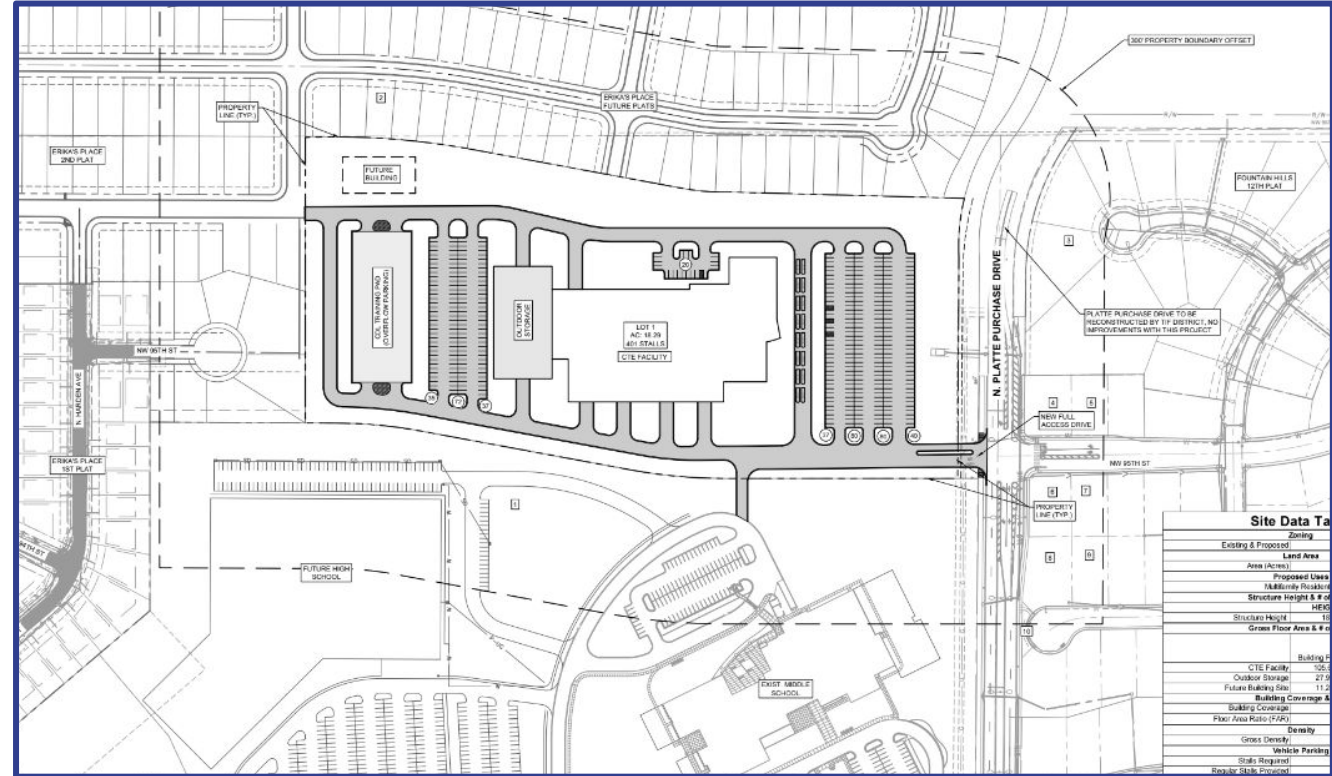
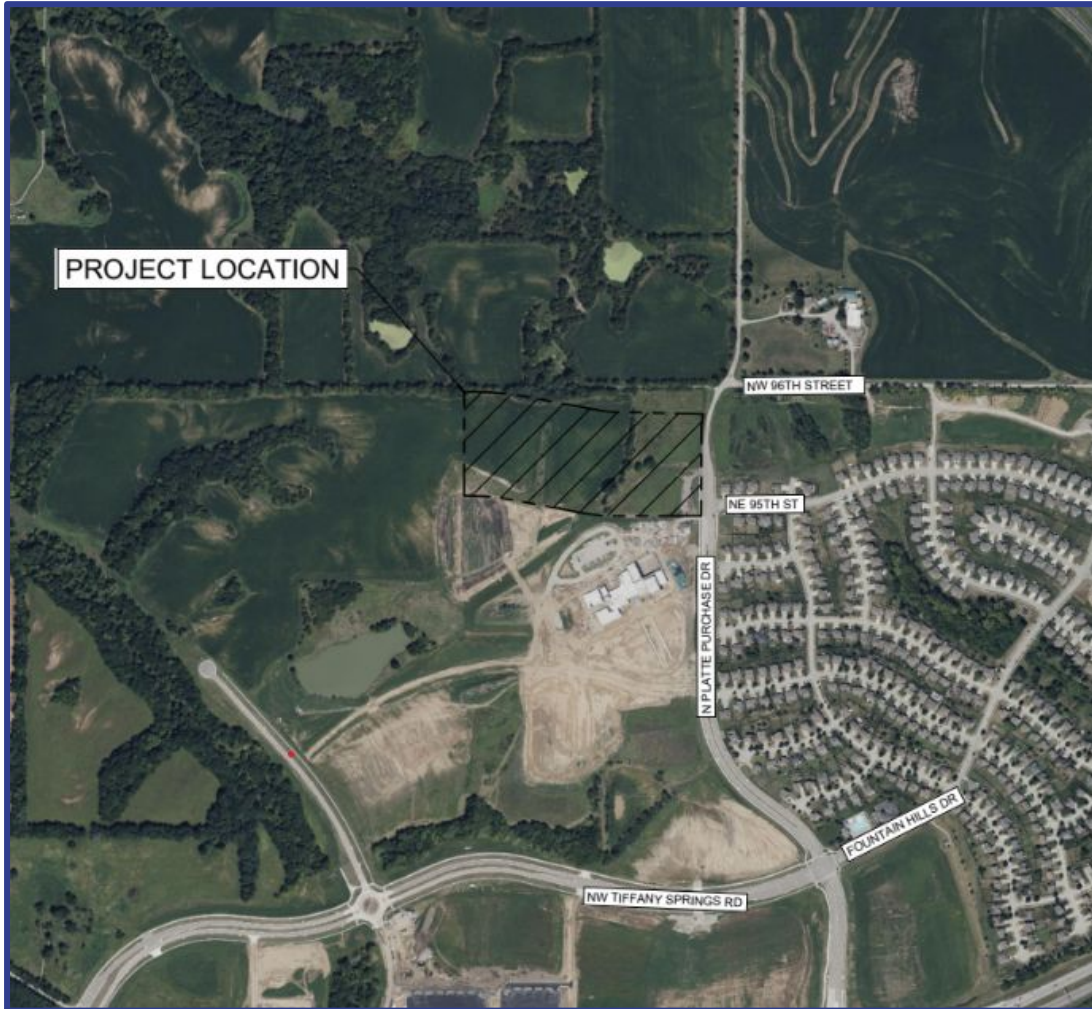
- We are fortunate to have an awesome capital campaign team and wonderful partners!
- Campaign Team - 26 members
  - Industry Representation
  - Strategic Partners
  - School Partners
- Partners



*What's our plan to raise a large amount of money in a short period of time?*

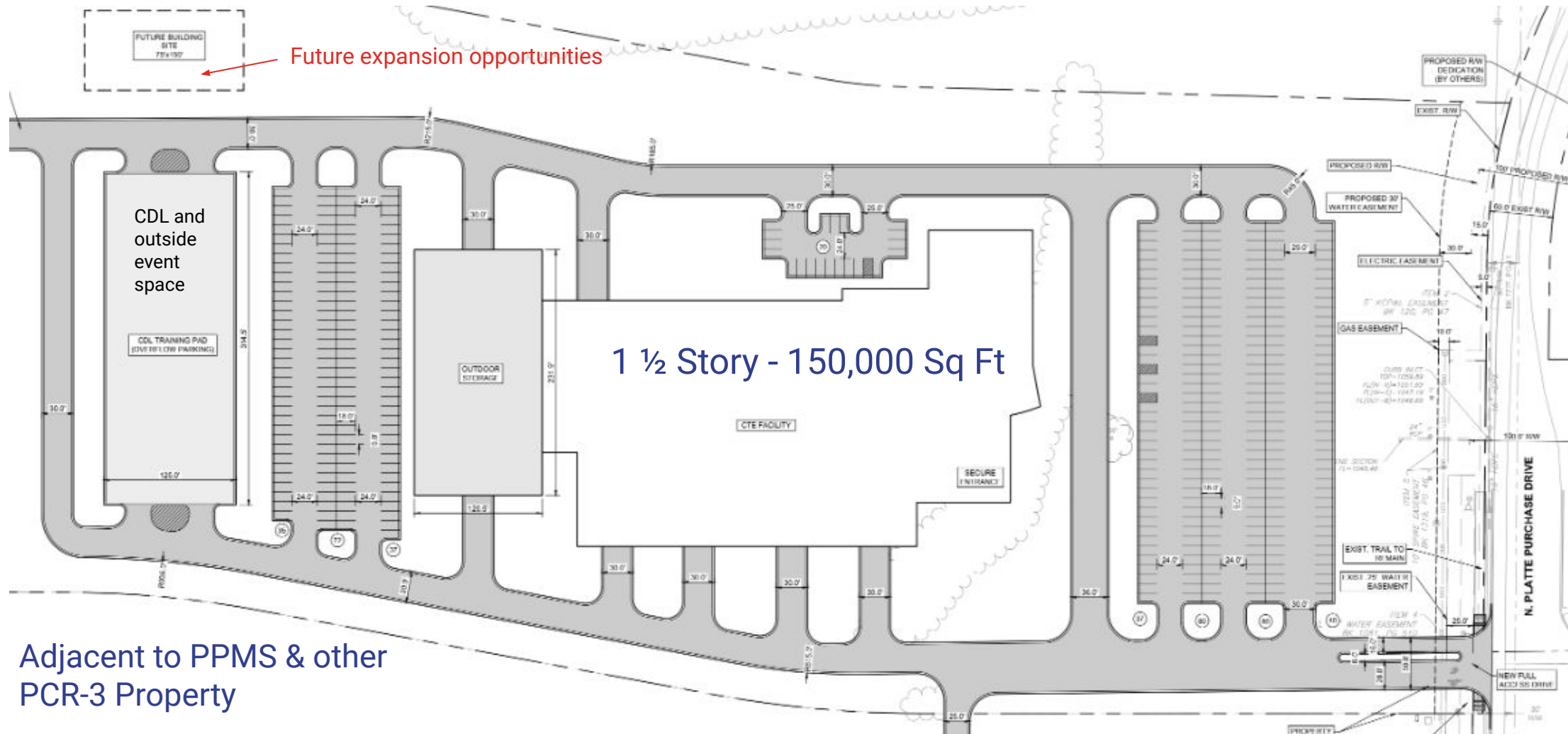


# Property and Renderings



152 Hwy is located ½ a mile south of site. Site sits 850 ft from Clay/Platte County line

# Property and Renderings



Adjacent to PPMS & other  
PCR-3 Property

Access to additional parking for events



# Property and Renderings - 1st Floor



## Design Notes:

- 3rd design based on feedback from 191 stakeholders and 1107 comments
- Blue is partnership, office and collaborative spaces including **11,400** for expo and **2,714** for convertible meeting spaces
- State-of-the-art classroom and lab spaces strategically placed for collaboration between academics/career clusters
- Spaces designed for new business and industry needs in the future (flexible)
- Derived from ideas from state and national tours

# Property and Renderings - 2nd Floor



- ### 2nd Floor Considerations
- Professional programming and community services
  - 3206 square feet designated for partnership spaces and conference room spaces with easy stair and elevator access
  - The perfect building for daytime, nighttime and weekend workforce development




# We need your help!



**Scan to donate to  
the capital campaign!**

Contact: Brian Noller | [nollerb@platteco.k12.mo.us](mailto:nollerb@platteco.k12.mo.us) | (816) 206-8750 or Jeff Green | [greenj@platteco.k12.mo.us](mailto:greenj@platteco.k12.mo.us) | (816) 365-9809



**FY2024 Budget  
6 Month Financial Update  
BOA Work Session  
June 4, 2024**



# FY2024 Budget Comments

FY2024 amendments approved by the Board:

- **Budget Amendment #1:** On November 20, 2023, \$732,000 of expenditures to the CWWWS Fund. Expenditures are:
  - \$155,000 4<sup>th</sup> Street and 4<sup>th</sup> Terrace stormwater improvements
  - \$305,000 Quincy Boulevard stormwater improvements
  - \$200,000 Raw Water Pump Station construction
  - \$72,000 Playground Resurfacing at Smith's Fork Park and Heritage Park
- **Budget Amendment #2:** On March 5, 2024, \$30,000 of expenditures to the General Fund and \$200,831.87 of expenditures to the CWWWS Fund. Expenditures are:
  - \$30,000 West Central Missouri Regional Lodge #50 of the Fraternal Order of Police
  - \$116,713.60 First and Bridge Street Waterline Improvement
  - \$28,000 manhole replacement on Maple Street
  - \$29,796.27 final cost of motive pump maintenance
  - \$26,322 waterline under 147<sup>th</sup> Street
- **Budget Amendment #3:** On May 7, 2024, \$45,375.63 of expenditures to the General Fund and \$15,753.93 of expenditures to the CWWWS Fund. Expenditures are:
  - \$36,000.75 LAGERS upgrade to L-12 from L-7 (GF)
  - \$12,078.81 LAGERS upgrade to L-12 from L-7 (CWWWS)
  - \$9,374.88 IT services upgrade (GF)
  - \$3,675.12 IT services upgrade (CWWWS)

On May 7, 2024, \$460,000 of additional revenue and expenditures to the Transportation Sales Tax Fund and \$1,000,000 to the Capital Improvement Sales Tax Fund was approved as additional MARC grant funds were secured. Revenue and expenditures are:

- \$460,000 Commercial Street Sidewalk Project
- \$1,000,000 Streetscape Phase III
- \$4,350,000 COP budgeted in CWWWS fund, plus an additional \$2,344,510 for a total of \$6,694,510. Resolution 1307, go to market.



# General Fund Review



General Fund	FY2024 Budgeted	FY2024 Projections	FY2024 YTD	% of Budget Received
Revenues	\$ 6,266,986	\$ 6,695,853	\$ 3,845,330	61.4%

- 2<sup>nd</sup> Quarter FY2023 General Fund revenue projections are bolstered by the performance of property tax, sales tax, and interest earnings from available cash on hand.

General Fund	FY2024 Budgeted	FY2024 Projections	FY2024 YTD	% of Budget Received
Expenditures	\$ 7,100,790	\$ 7,171,798	\$ 3,508,981	49.4%

GF Funded Capital Project	Phase	Resolution	Contractor / Engineer	Status
4 <sup>th</sup> St & 4 <sup>th</sup> Terr Improvement	Construction	1199	Menke	Completed
Quincy Boulevard Improvements	Construction	1221	Amino Brothers	In Progress *
Annual Wayfinding Signage Installation	Construction	Upcoming	City Staff	In Progress



# Property Tax Revenue

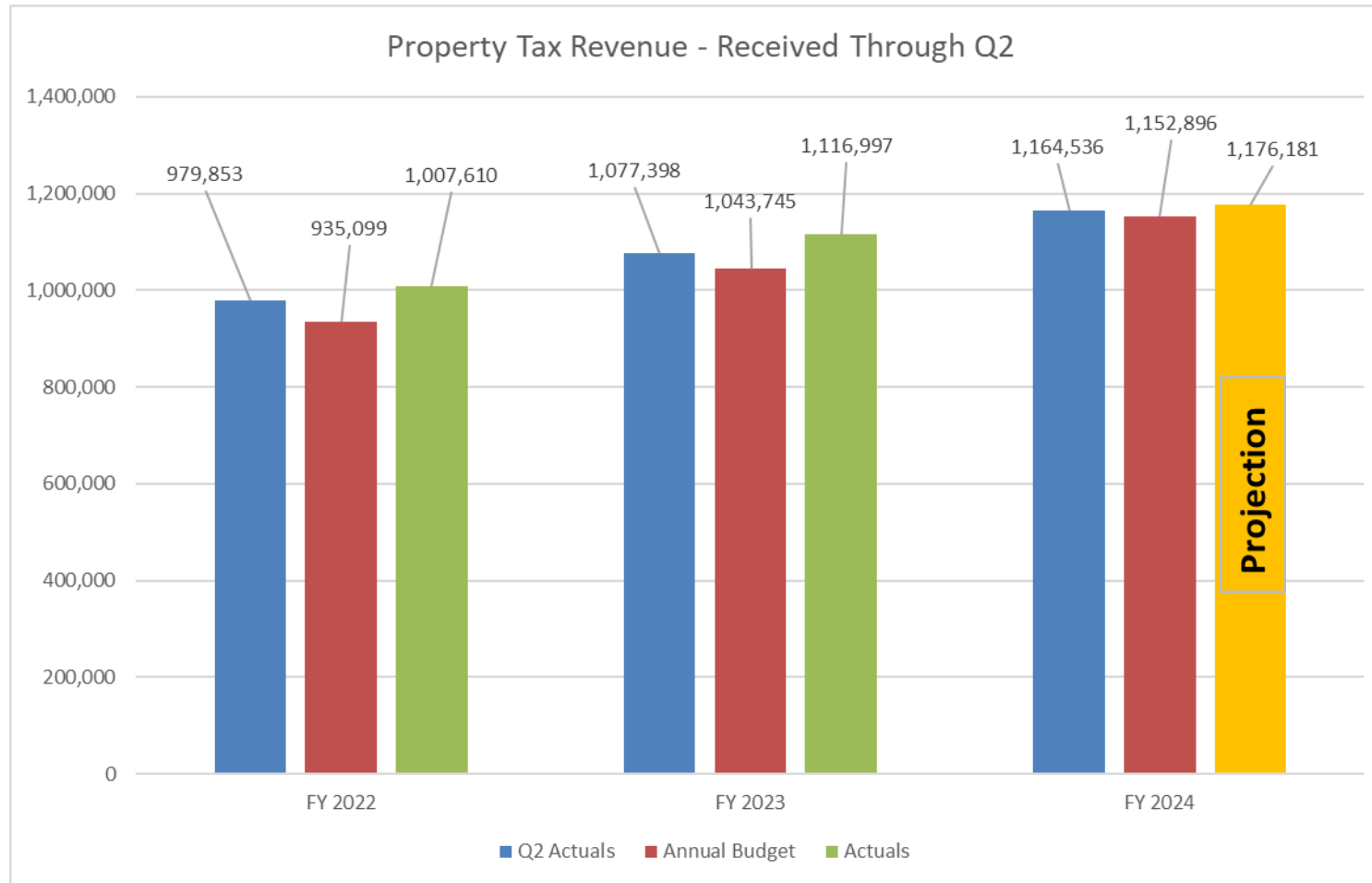


*Property Tax revenue comprises **18%** of General Fund revenues and plays a significant role in funding core City services and amenities*

General Fund	FY2024 Budgeted	FY2024 Projections	FY2024 YTD	% of Budget Received
Property Tax Revenues	\$ 1,152,896	\$ 1,176,181	\$ 1,164,536	101.0%

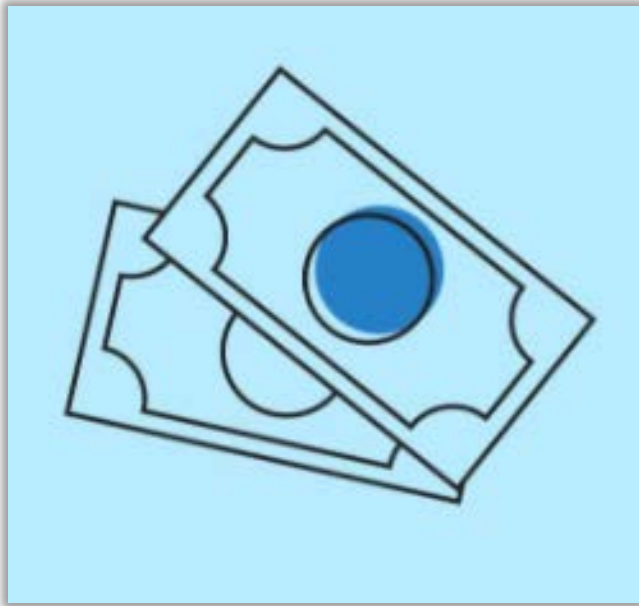
- Property taxes are due December of each year, Clay County disburses in January, reflecting the majority of property tax income.
- The City, on average in the past 3 years, receives **99%** of annual property tax revenue by the 2<sup>nd</sup> quarter of the fiscal year.
- For the last five years, the City has seen an average annual increase in property tax revenues of about **5.8%**.

# Property Tax Revenue - 3 Year Trend History





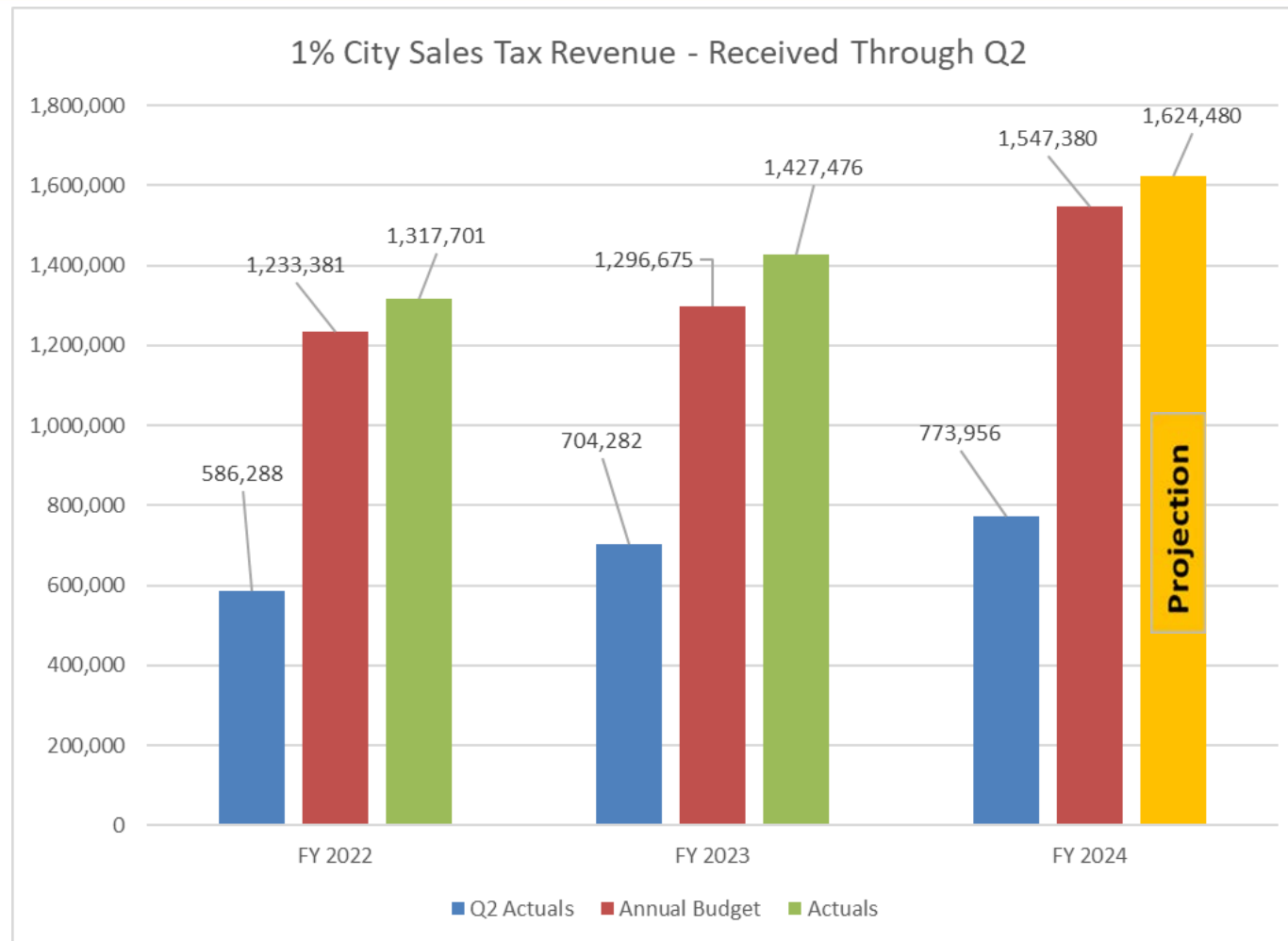
# 1% City Sales Tax Revenue



General Fund	FY2024 Budgeted	FY2024 Projections	FY2024 YTD	% of Budget Received
Sales Tax Revenue	\$ 1,547,380	\$ 1,624,480	\$ 773,956	50.0%

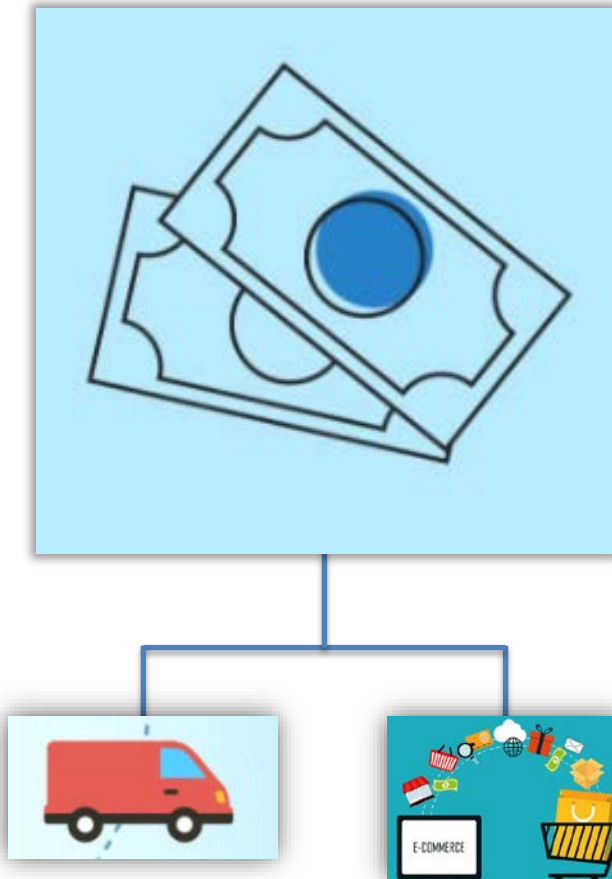
- The City, on average in the past 3 years, receives **45%** of sales tax annual revenue by the 2<sup>nd</sup> quarter of the fiscal year.
- This data reflects the monthly transfer of TIF EATs from the General Fund to the Special Allocation Fund (Marketplace TIF).

# 1% City Sales Tax Revenue - 3 Year Trend History





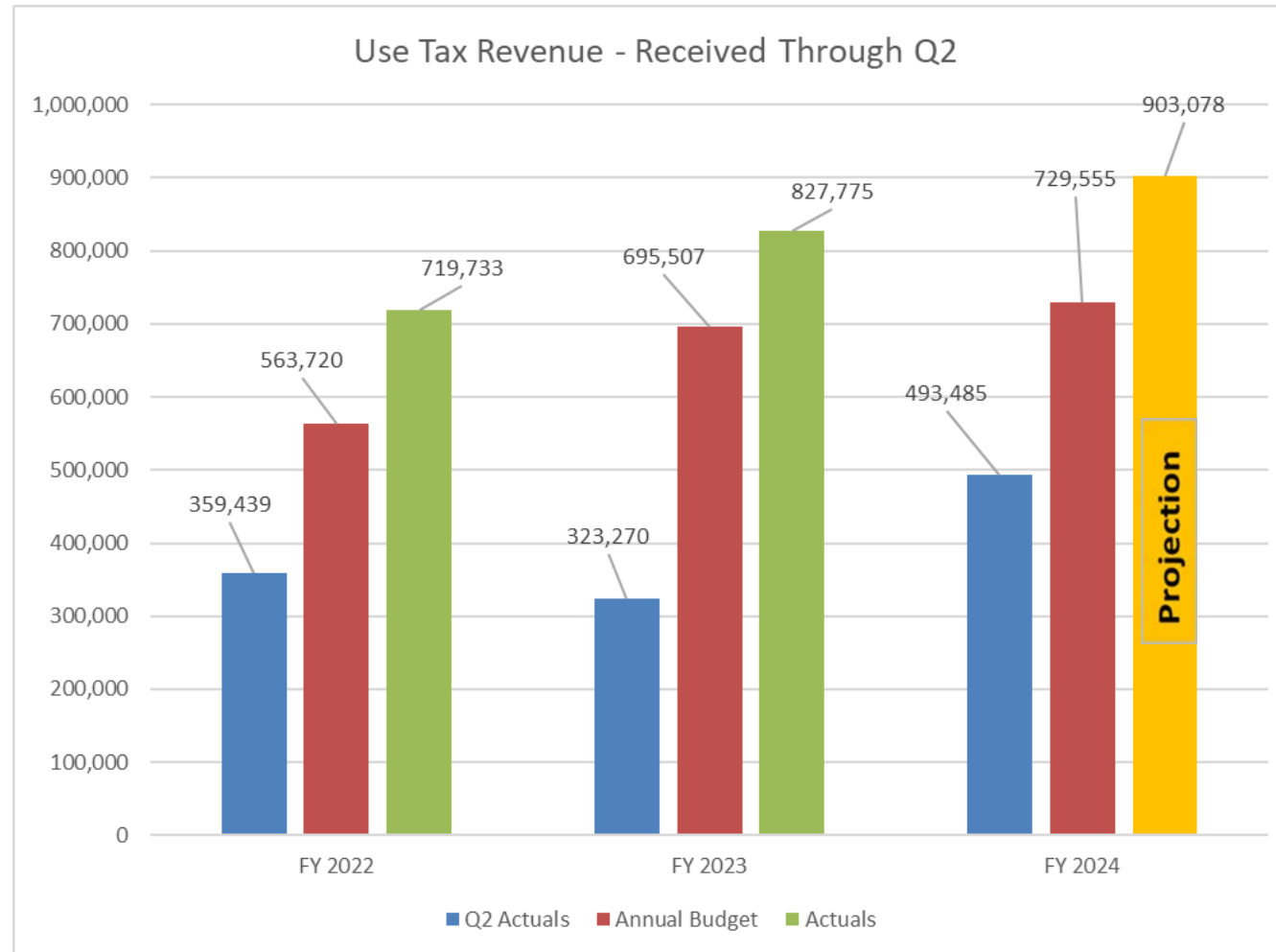
# Use Tax Revenue



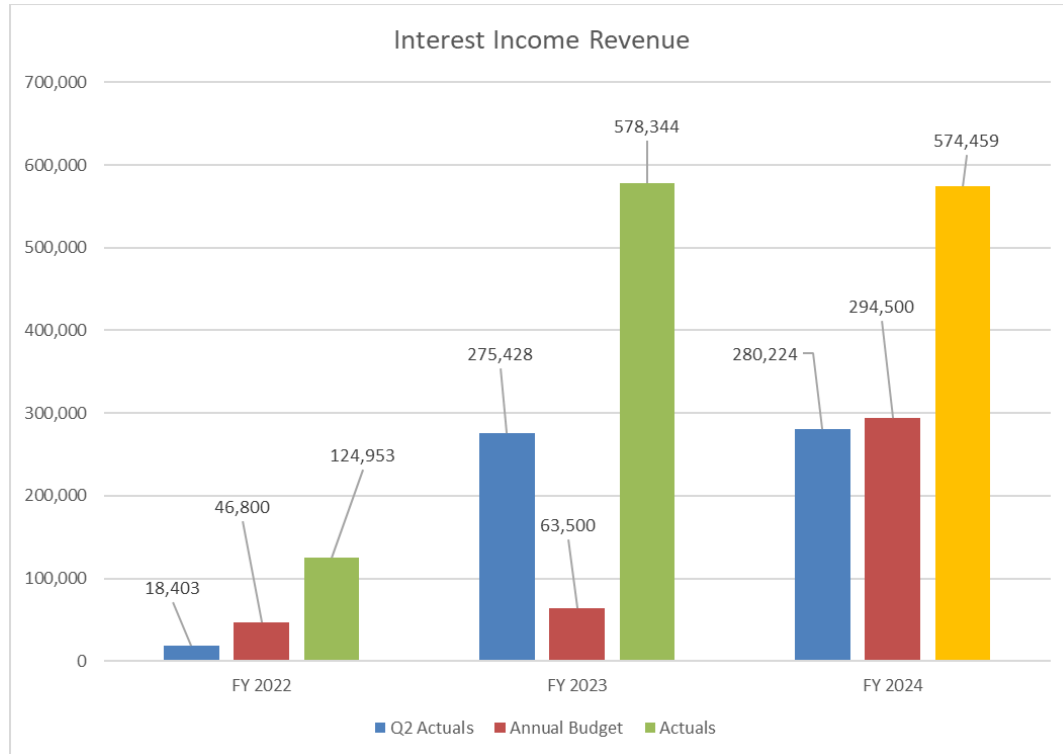
General Fund	FY2024 Budgeted	FY2024 Projections	FY2024 YTD	% of Budget Received
Use Tax Revenue	\$ 729,555	\$ 903,078	\$ 493,485	67.6%

- The City, on average in the past 3 years, receives **49%** of use tax annual revenue by the 2<sup>nd</sup> quarter of the fiscal year.
- Use Tax revenue has been well above expectations for FY2024.

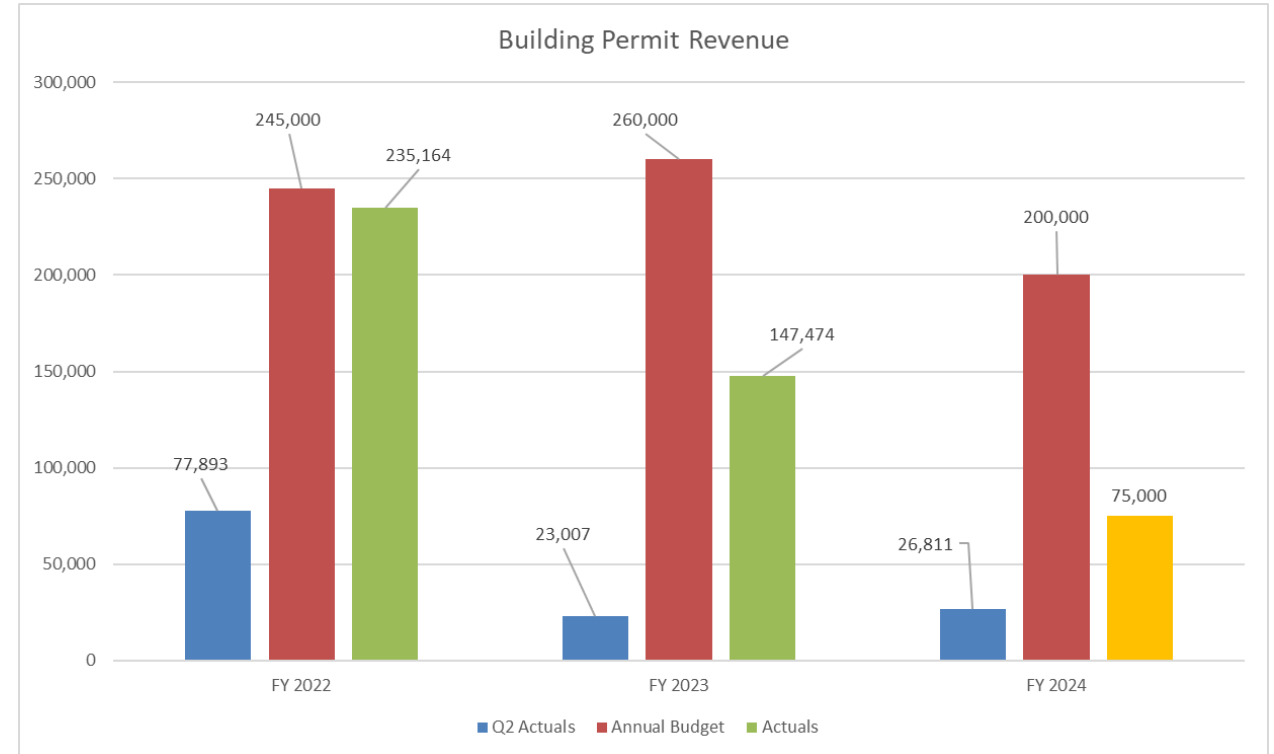
# Use Tax Revenue - 3 Year Trend History



# General Fund Revenues – Areas of Impact



Interest Earnings revenue is up slightly from prior year Q2 and **up significantly** compared to FY2022 and prior.



Building Permit revenue is **down in Q2** compared to previous years.



# General Fund – Q1 to Q2

	Q1 2024	Q2 2024
<b>Property Tax</b>	\$ -	\$ 23,285
<b>Sales Tax</b>	\$ 53,784	\$ 77,100
<b>Use Tax</b>	\$ 100,000	\$ 173,523
<b>Interest Income</b>	\$ 202,576	\$ 279,959
<b>BuildingPermits</b>	\$ (150,000)	\$ (125,000)
	<u>\$ 206,360</u>	<u>\$ 428,867</u>
<b>Total Expenses</b>	<u>\$ (72,428)</u>	<u>\$ (71,008)</u>
	<u><u>\$ 133,932</u></u>	<u><u>\$ 357,859</u></u>

# General Fund Review



General Fund	FY2024 Budgeted	FY2024 Projections	FY2024 YTD	% of Budget Received
Revenues	\$ 6,266,986	\$ 6,695,853	\$ 3,845,330	61.4%

- 2<sup>nd</sup> Quarter FY2023 General Fund revenue projections are bolstered by the performance of property tax, sales tax, and interest earnings from available cash on hand.

General Fund	FY2024 Budgeted	FY2024 Projections	FY2024 YTD	% of Budget Received
Expenditures	\$ 7,100,790	\$ 7,171,798	\$ 3,508,981	49.4%

GF Funded Capital Project	Phase	Resolution	Contractor / Engineer	Status
4 <sup>th</sup> St & 4 <sup>th</sup> Terr Improvement	Construction	1199	Menke	Completed
Quincy Boulevard Improvements	Construction	1221	Amino Brothers	In Progress *
Annual Wayfinding Signage Installation	Construction	Upcoming	City Staff	In Progress

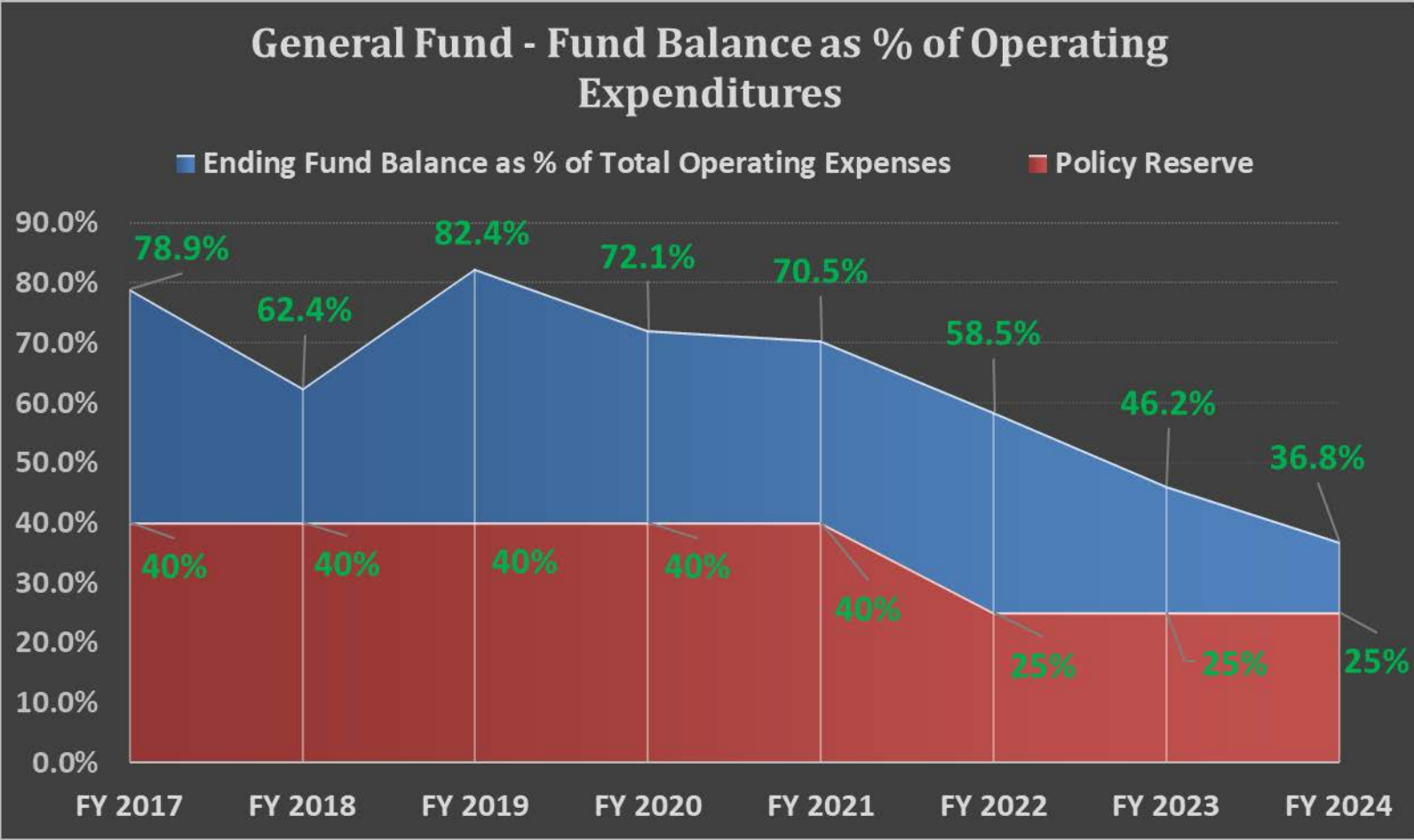
# General Fund – Bottom Line

	Actual FY2023	Budgeted FY2024	Projected FY2024
Beginning Fund Balance	3,425,221	3,951,294	3,117,490
Total Revenues	6,569,620	6,266,986	6,695,853
Total Expenses	6,043,547	7,100,790	7,171,798
Net Change in Fund Balance	526,073	(833,804)	(475,945)
Ending Fund Balance	3,951,294	3,117,490	2,641,545
			357,859

\*Projected increase over FY2024 budget of **\$357,859**.



# General Fund – Fund Balance Analysis



The FY2024 percentage of operating expenditures (shown in the graph above) is the projected ending amount.

# Capital Improvement Sales Tax Fund



*Streetscape Phase III – Conceptual Design*

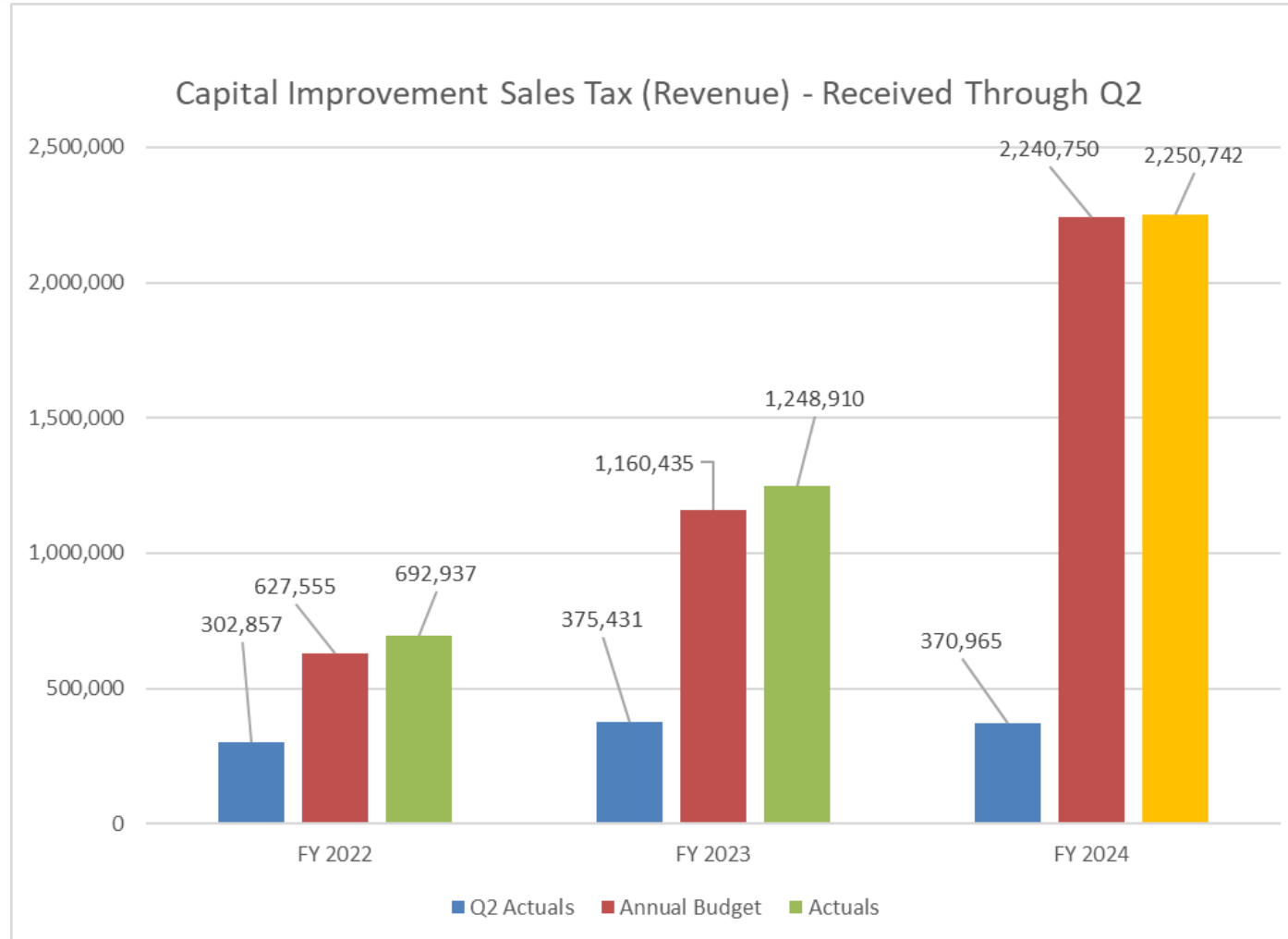
Capital Improvement Sales Tax	FY2024 Budgeted	FY2024 Projections	FY2024 YTD	% of Budget Received
Revenue	\$ 2,240,750	\$ 2,250,742	\$ 370,965	16.6%

- The City, on average in the past year 3 years, receives **43.2%** of capital improvement sales tax annual revenue by the 2<sup>nd</sup> quarter of the fiscal year.
- The budget includes a **\$1,488,000** MoDOT reimbursement for Streetscape Phase III Construction, which would be received as project progress occurs.

Capital Improvement Sales Tax	FY2024 Budgeted	FY2024 Projections	FY2024 YTD	% of Budget Received
Expenditure	\$ 1,906,340	\$ 1,906,340	\$ 433,837	22.8%

CIST Funded Capital Project	Phase	Resolution	Contractor / Engineer	Status
Riverwalk Park & Trail	Engineering	1321	GBA	In Progress
2nd Creek Sidewalks	Engineering	1321	GBA	In Progress
Downtown Streetscape Phase III	Construction	Upcoming	TBD	Not Started
1st Street and Bridge Round-A-Bout	TBD	Upcoming	To Be Decided	Not Started

# Capital Improvement Sales Tax Revenue - 3 Year Trend History





# Transportation Sales Tax Fund



Public Works Street Department Team

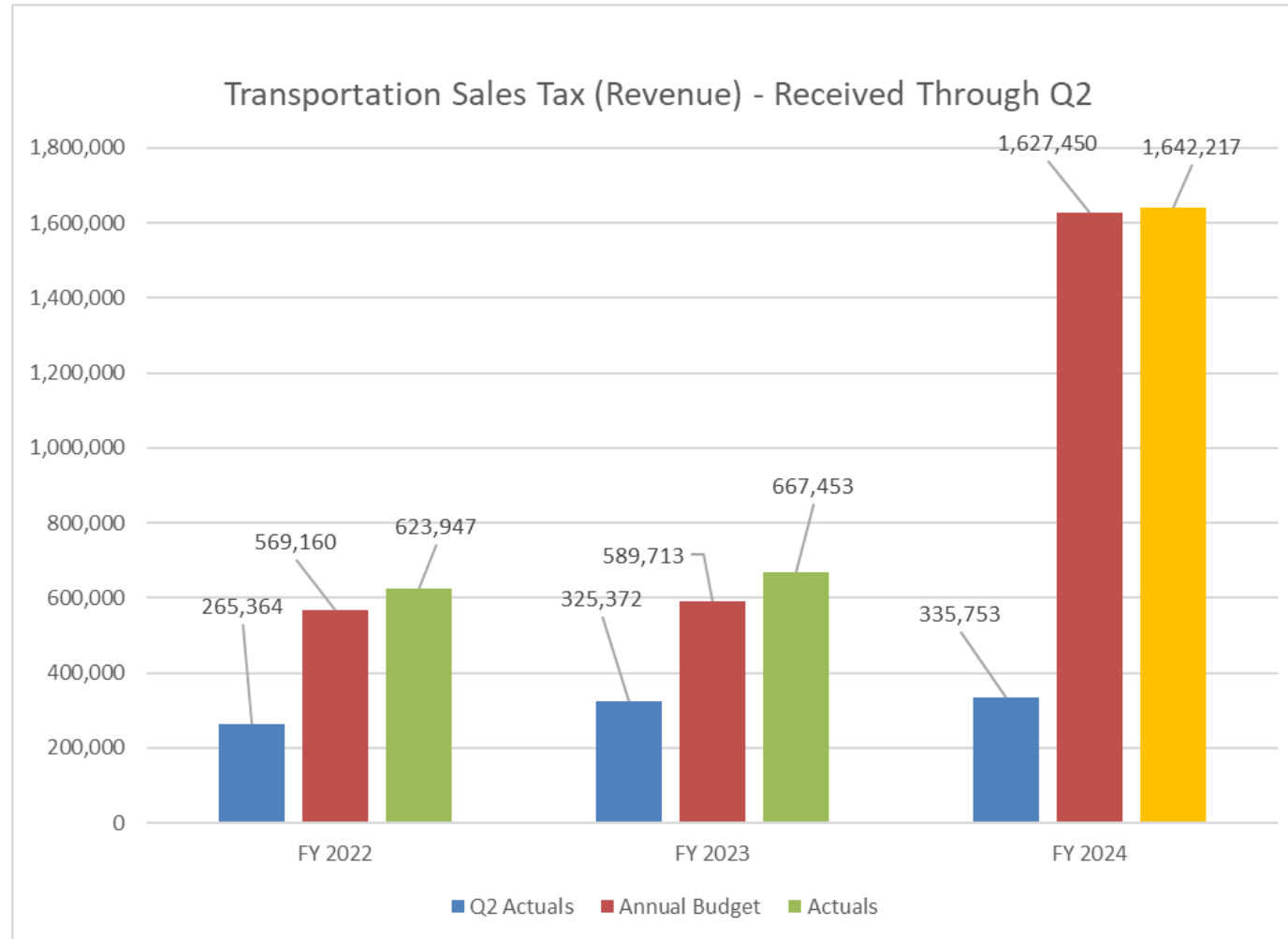
Transportation Sales Tax	FY2024 Budgeted	FY2024 Projections	FY2024 YTD	% of Budget Received
Revenue	\$ 1,627,450	\$ 1,642,217	\$ 353,793	21.7%

- The City, on average in the past 3 years, receives **43.3%** of transportation sales tax annual revenue by the 2<sup>nd</sup> quarter of the fiscal year.
- The budget includes a **\$960,000** MARC reimbursement for Commercial Street Sidewalks, which would be received as project progress occurs.

Transportation Sales Tax	FY2024 Budgeted	FY2024 Projections	FY2024 YTD	% of Budget Received
Expenditure	\$ 1,699,140	\$ 1,699,140	\$ 110,371	6.5%

TST Funded Capital Project	Phase	Resolution	Contractor / Engineer	Status
Annual Asphalt Overlay Program	Construction	1323	Asphaltic Surfaces	Completed
Annual Sidewalk Replacement Program	Construction	Upcoming	KC Concrete	Completed
Commercial Street Sidewalks (grant for \$960,000)	Construction	Upcoming	To Be Decided	Not Started

# Transportation Sales Tax Revenue - 3 Year Trend History



# Combined Water & Wastewater Fund



CWWS Fund	FY2024 Budgeted	FY2024 Projections	FY2024 YTD	% of Budget Received
Revenue	\$ 10,683,600	\$ 10,968,941	\$ 2,997,191	28.1%

- Budgeted revenues include COP proceeds of **\$4,350,000** for 144<sup>th</sup> Street Lift Station and West Bypass of the 144<sup>th</sup> Street Lift Station.

CWWS Fund	FY2024 Budgeted	FY2024 Projections	FY2024 YTD	% of Budget Received
Expenditure	\$ 15,704,620	\$ 13,004,620	\$ 2,231,694	14.2%



# 2024 Capital & Maintenance Program – CWSWS Fund



*Aerobic Digester Improvements*

CWSWS Funded Capital Project	Phase	Resolution	Contractor / Engineer	Status
2024 Sewer Rehabilitation Program	Maintenance	1300	SAK	Completed
Complete Auth 94 - West Bypass of 144th St Lift Station	Engineering	987	HDR Engineering	In progress
Complete Auth 92 - Smith's Fork Pump Station	Engineering	1197	HDR Engineering	In progress
Complete Auth 99 - WTP Improvements / Residuals	Engineering	1208	HDR Engineering	In progress
Complete Auth 97 - River Cross / Maple Ln Waterline	Engineering	1138	HDR Engineering	In progress
Complete Auth 98 - Owens Branch Sanitary Sewer	Engineering	1176	HDR Engineering	In progress
West Bypass of the 144th Street Lift Station	Construction	Upcoming	TBD	In progress
144 <sup>th</sup> Street Lift Station	Construction	Upcoming	TBD	In progress
Est. Remaining Contract - Smith's Fork Force Main	Construction	Upcoming	TBD	In progress
Maple Lane & River Crossing (12" Waterline)	Construction	Upcoming	TBD	In progress
Headworks Bar Screen	Construction	1309	Ross Construction	In progress
Authorization 101 - Stonebridge Lift Station	Engineering	1258	HDR Engineering	In progress
Stonebridge Lift Station (SSD Cost Sharing)	Construction	Upcoming	TBD	In progress
1st and Bridge Street Watermain Improvements	Construction	Upcoming	TBD	In progress*
Lagoon Cleaning & Liner Repair	Construction	1299	Richardson Construction Company	Bid Awarded
Water Plant Improvements	Construction	Upcoming	Ross Construction	Bid Awarded

# Water & Wastewater Sales Revenue



*City of Smithville Water Tower*

CWWS Fund	FY2024 Budgeted	FY2024 Projections	FY2024 YTD	% of Budget Received
Water Sales	\$ 3,245,350	\$ 3,407,618	\$ 1,529,544	47.1%

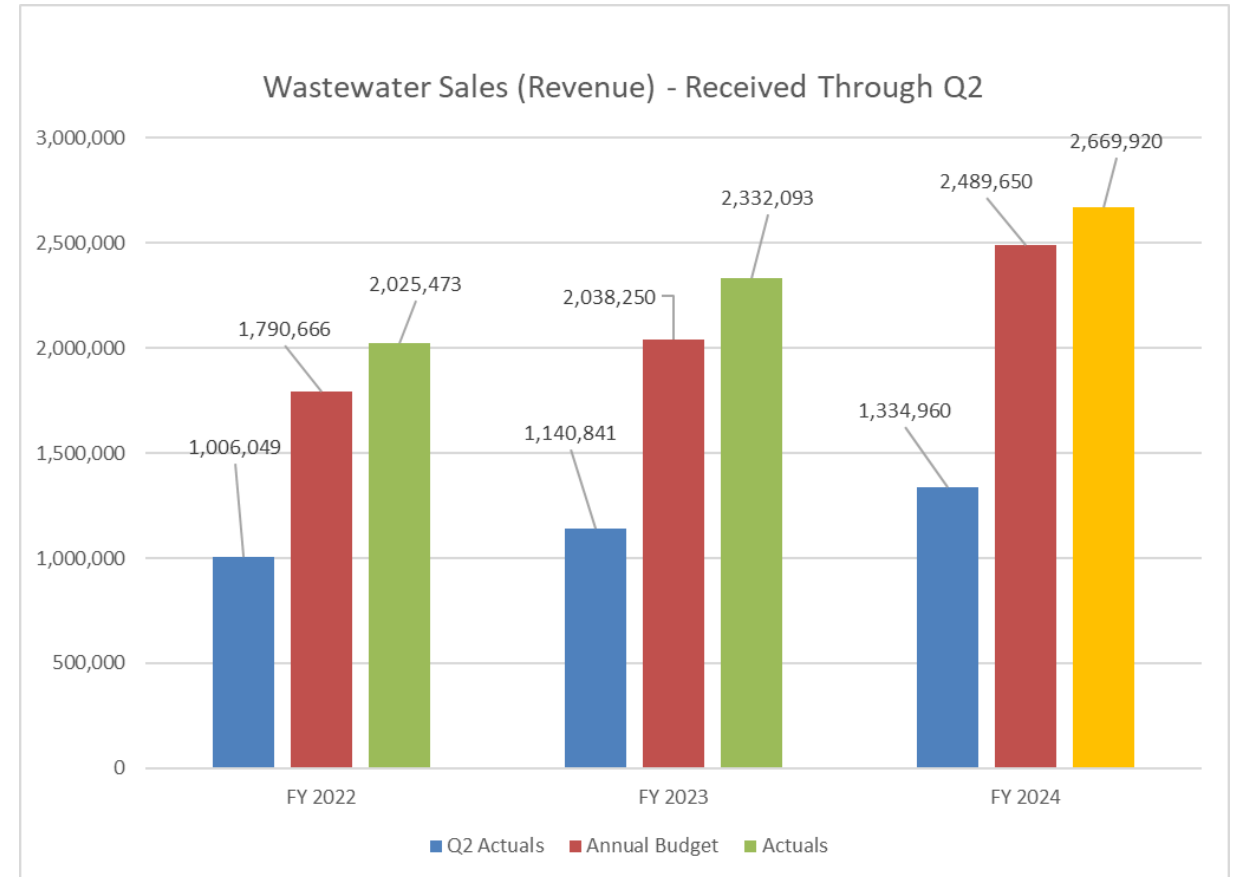
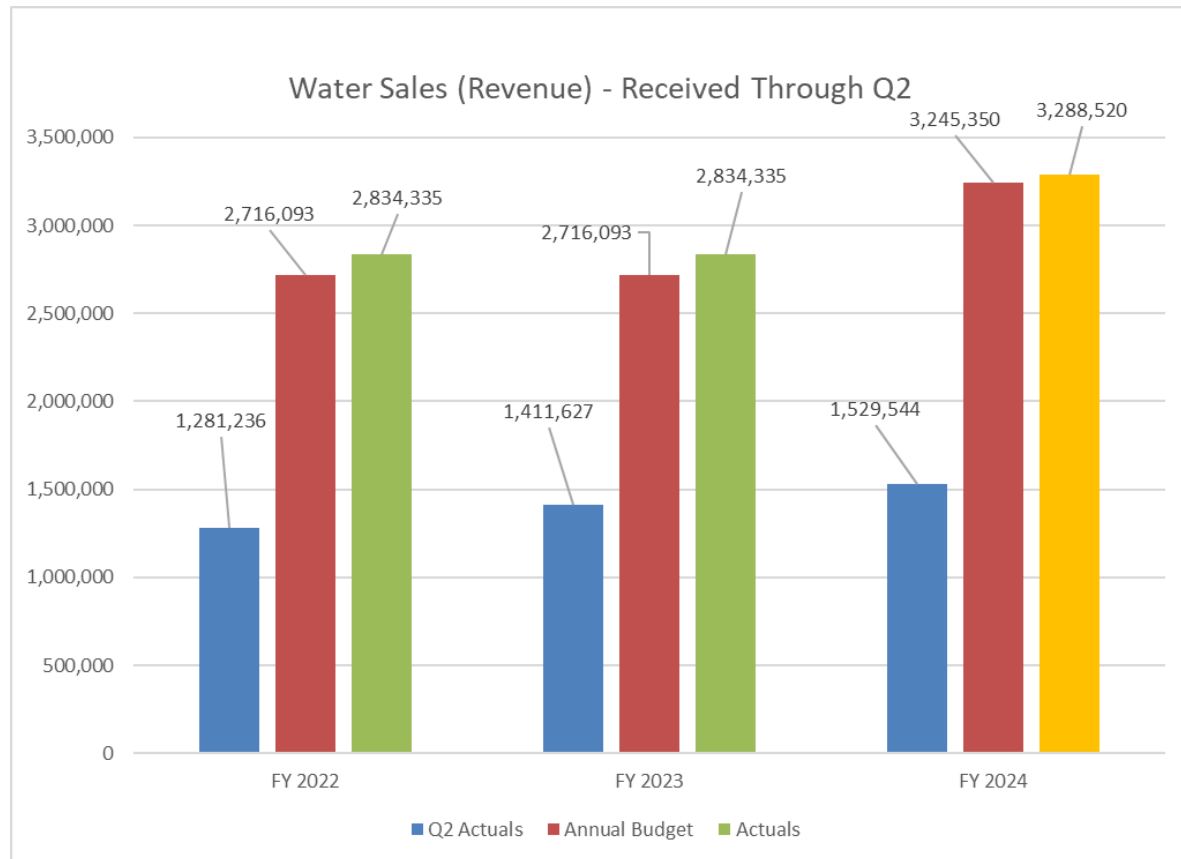
- The City, on average in the past 3 years, receives **44.7%** of water sales annual revenue by the 2<sup>nd</sup> quarter of the fiscal year.

CWWS Fund	FY2024 Budgeted	FY2024 Projections	FY2024 YTD	% of Budget Received
Wastewater Sales	\$ 2,489,650	\$ 2,639,029	\$ 1,334,960	53.6%

- The City, on average in the past 3 years, receives **47.4%** of wastewater sales annual revenue by 2<sup>nd</sup> quarter of the fiscal year.

# Water & Wastewater Sales Revenue

## 3 Year History of Q2





# CWWS Fund – Bottom Line

	Actual FY 2023	Budgeted FY 2024	Projected FY 2024
<b>Beginning Fund Balance</b>	<b>7,123,744</b>	<b>6,589,526</b>	<b>1,568,506</b>
<b>Total Revenues</b>	<b>6,104,757</b>	<b>10,683,600</b>	<b>10,968,941</b>
<b>Total Expenses</b>	<b>6,638,976</b>	<b>15,704,620</b>	<b>13,004,620</b>
<b>Net Change in Fund Balance</b>	<b>(534,218)</b>	<b>(5,021,020)</b>	<b>(2,035,679)</b>
<b>Ending Fund Balance</b>	<b>6,589,526</b>	<b>1,568,506</b>	<b>(467,173)</b>
			<b>2,985,341</b>

\*Projected increase over FY2024 budget of **\$2,985,341**. \$2.7M in projected projects delayed.

# Sanitation Fund



*GFL Bright Green Sanitation Trucks*

Sanitation Fund	FY2024 Budgeted	FY2024 Projections	FY2024 YTD	% of Budget Received
Revenue	\$ 938,757	\$ 922,790	\$ 456,895	48.7%

- The City, on average in the past 3 years, receives **49%** of solid waste annual revenue by the 2<sup>nd</sup> quarter of the fiscal year.

Sanitation Fund	FY2024 Budgeted	FY2024 Projections	FY2024 YTD	% of Budget Received
Expenditure	\$ 931,805	\$ 924,024	\$ 466,512	50.1%

- The City also pays to participate in the Household Hazardous Waste collection program (paid for in Q1 every year) administered by MARC which is funded by the Sanitation Fund.

# Park & Stormwater Sales Tax Fund



City Park Shelter

Park & Stormwater Sales Tax	FY2024 Budgeted	FY2024 Projections	FY2024 YTD	% of Budget Received
Revenue	\$ 933,750	\$ 1,036,463	\$ 370,190	39.6%

- The City, on average in the past year 3 years, receives **42.3%** of park and stormwater sales tax annual revenue by the 2<sup>nd</sup> quarter of the fiscal year.
- The budget includes a **\$184,600** grant for OK Railroad.

Park & Stormwater Sales Tax	FY2024 Budgeted	FY2024 Projections	FY2024 YTD	% of Budget Received
Expenditure	\$ 1,021,000	\$ 1,021,000	\$ 362,474	35.5%

PST Funded Capital Project	Phase	Resolution	Contractor / Engineer	Status
Stonebridge Stormwater Improvements	Engineering	1304	GBA	Completed
Emerald Ridge Neighborhood Park & Signage	Construction	Upcoming	To Be Decided	In Progress
Stonebridge Stormwater Improvements	Construction	Upcoming	To Be Decided	In Progress
The "OK Railroad" Trail (grant for \$184,600)	In house	Upcoming	To be bid in 2025	Not Started



# VERF (Vehicle & Equipment Replacement Fund)



*The Police Department ordered new Ford Patrol Interceptors to replace the current aging fleet (shown above)*

VERF	FY2024 Budgeted	FY2024 Projections	FY2024 YTD	% of Budget Received
Revenue	\$ 374,398	\$ 373,851	\$ 373,851	99.9%

- ❑ The VERF received the budgeted \$249,000 transfer for annual operational support in Q1 of 2024.
- ❑ Sold \$124,851.35 in FY2024.

VERF	FY2024 Budgeted	FY2024 Projections	FY2024 YTD	% of Budget Received
Expenditure	\$ 423,547	\$ 423,547	\$ 176,524	41.7%

- ❑ Through April 30, 2023, the City is leasing **38 vehicles** with Enterprise Fleet Management. (11 added in FY2024)

# 6 Month Budget Review - Conclusion



## Revenues

- *Property Tax*: Property tax will exceed the adopted line-item budget in FY2024.
- *Sales Tax*: Excellent growth through Q2, which is likely somewhat driven by consumer inflation in routine goods and services, but also growth in the local economy.
- *Use Tax*: Excellent growth through Q2, which is likely somewhat driven by consumer inflation in routine goods and services, but also growth in the local economy.
- *Building Permits*: Permits are beginning to pickup, but the revenue budget will not be met for FY2024.
- *Interest Earnings*: Higher earnings rate (interest rate set to float with Treasury Bill rate) has allowed for revenues to exceed budget through Q2. Projecting well over the budgeted amount for FY2024.

## Expenditures

- *General Fund Operational Expenditures*: At this time staff is not projecting any significant changes to the expenditure budget.
- *Capital Budgets*: Capital budget spending is significant in all funds this year. Staff will monitor progress and adjust projections in FY2024.

**FY2025  
Department Review**

**Board of Aldermen  
Work Session  
June 4, 2024**





# Department Review



- The department review is an opportunity to highlight **recent accomplishments** and **successes** and identify the **future goals** and **needs** of departments.
- A high-level budget summary indicating the categories of allocated expenses of each department and a department organizational chart are included in the presentation.

# ADMINISTRATION

## Department Structure



## FY2024 Updates

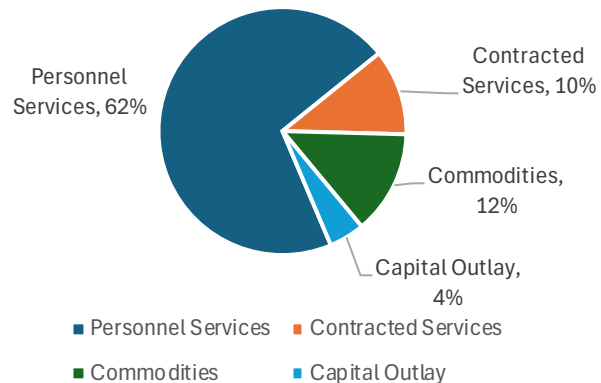
- Continued partnership with Smithville Main Street District.
- First year of new MOU with the Smithville Chamber of Commerce
- Communication & Training Enhancements
- Administered the third year of the Neighborhood Beautification Grant Program.
- Supported and enhanced the Employee Wellness Program.
- Board approved enhancement to LAGERS Retirement Program to go in effect on July 1.
- Development of the first Citizen's Academy.
- Administered the first year of Career Development Plans for full-time employees.
- Development of internal Employee Recognition Program – Employee Spotlight.
- Wayfinding Signage – in progress
- Service Agreements
  - IT Support Services
  - VOIP Phone Services
  - Internet Services

# ADMINISTRATION

## 2024 Budget Summary

2024 Total Budget		
Personnel Services	\$	477,460.00
Contracted Services	\$	75,822.00
Commodities	\$	91,662.00
Capital Outlay	\$	31,400.00
Capital Improvements	\$	100,000.00
Grand Total	\$	776,344.00

### Administration Operating Budget



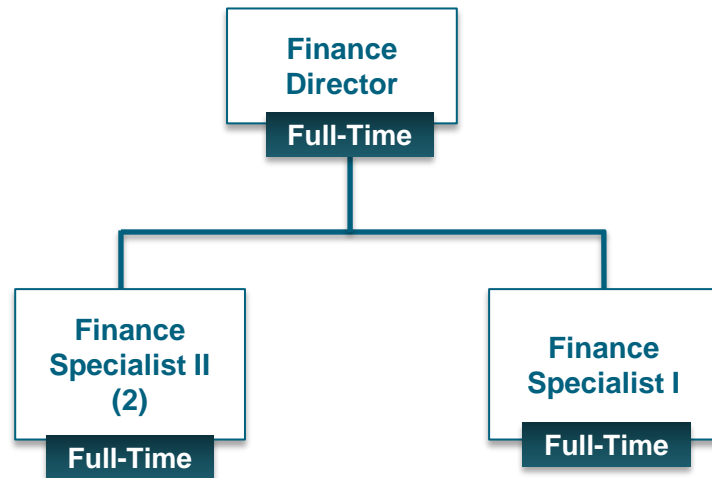
## FY2025 Discussion Points

- FY2024 included the fourth year of Smithville Main Street District funding, concluding the original agreement.
- Expanded IT Support, with focus on Cybersecurity.
  - Continued technology replacement
- City Programming
  - Citizens Academy
  - Neighborhood Beautification Grant
- Wayfinding Signage
- Recruitment and Retention
  - Compensation
  - Fringe Benefits
  - Career Development Plans
  - Focus on Citywide Training
- Website Enhancements
- Marketing Enhancements
- DirectionFinder Survey
- Economic Data Analysis program



# FINANCE

## Department Structure



## FY2024 Updates

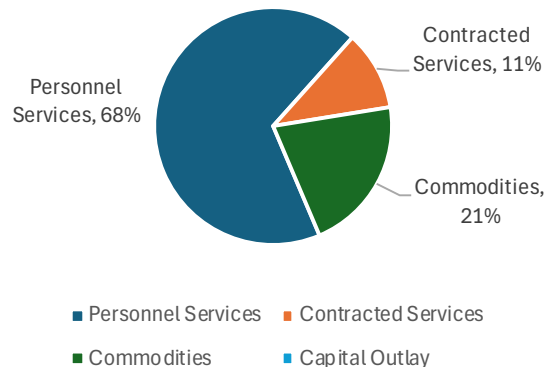
- Received the GFOA Distinguished Budget Award for the FY2023 Budget Document (5<sup>th</sup> straight year).
- Migrated to ERP Pro 10 from ERP Pro 9 (formally called Incode).
- Implemented Utility Billing Cashiering, a Tyler Technologies business module with upgraded features for both City of Smithville utility department and its customers.
- Implement Tyler Content Manager, a Tyler Technologies module increasing ease of use and efficiency for business transactions.
- Working to streamline a contract management protocol to assist both the staff and Governing Body.
- Create an asset management protocol, including construction work in progress (CIP), to assist finance in tracking and auditors.
- Improve financial statements and financial disclosure process with auditors for upcoming year end audit.

# FINANCE

## 2024 Budget Summary

2024 Total Budget		
Personnel Services	\$	345,310.00
Contracted Services	\$	54,970.00
Commodities	\$	107,461.00
Capital Outlay	\$	-
Capital Improvements	\$	-
Grand Total	\$	507,741.00

### Finance Operating Budget

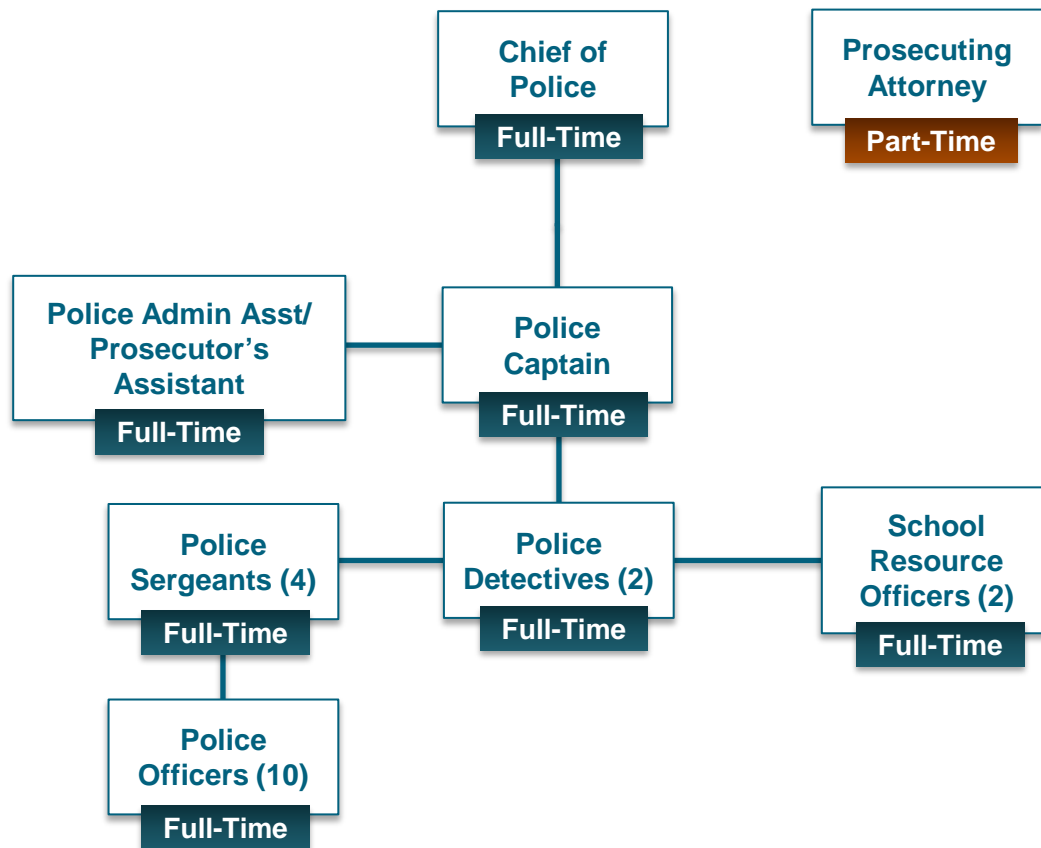


## FY2025 Discussion Points

- Continued support and updating of ERP Pro 10 migration, focus on customer experience and potential for other modules to assist in utility data collection.
- Implement Positive Pay ACH and check fraud program which prevents check washing/fraud and potential ACH fraud.
- Staff continues to work with bound council and financial advisor for COP issuance for sewer projects based on cash flow needs.
- Explore banking relationships through a Banking RFP. Central Bank is aware of our intentions.
- Update and implement utility rate recommendations from the utility rate model based upon CWWS operational and capital expenses.
- Continued work on City website with finance activity, short and long-term priorities, and customer forms.
- Implement a finance staff training program.

# POLICE

## Department Structure



## FY2024 Updates

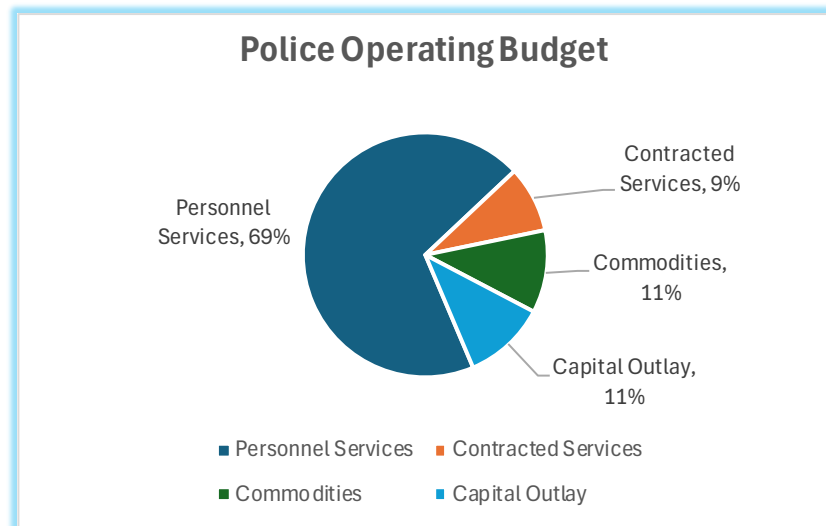
Year	2020	2021	2022	2023	2024 (Projected)
Total Calls for Service	5,970	6,329	7,218	8,055	7,800

- Completed replacement of all patrol vehicles through Enterprise Fleet Management.
- Continues replacement of key equipment programs, like tasers, and mobile data terminals.
- Purchased a second drone, utilizing donations and grant funds.
- Purchased and installed 2 speed signs for the school zone on Eagle Ridge Parkway, using grant funds.
- Sent multiple officers to CIT training- to include basic CIT, Veteran CIT and Youth CIT.
- Continue recruiting and hiring to fill vacant positions.

# POLICE

## 2024 Budget Summary

2024 Total Budget		
Personnel Services	\$	1,985,754.00
Contracted Services	\$	250,773.00
Commodities	\$	312,834.00
Capital Outlay	\$	312,834.00
Capital Improvements	\$	19,000.00
Grand Total	\$	2,881,195.00



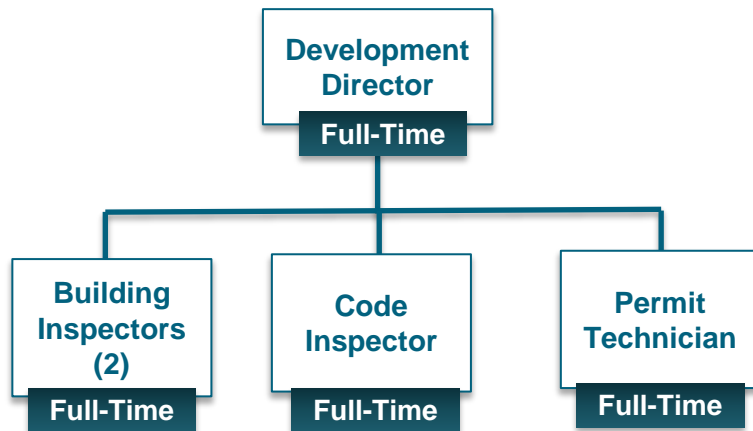
## FY2025 Discussion Points

- FY2025 budget will reflect all costs associated with police officer contract approved spring 2024.
- Sergeants' unit voted to be recognized this spring. Negotiations anticipated to be complete for implementation in the FY2025 budget.
- Outdoor warning system is aging and in need of investment.
- Considerations of two additional officers and associated vehicle and equipment.
- New Handguns, Sites and Holsters.
- Benches for Holding Cells.
- Evidence Shelves/Drying Cabinet.
- Clay County Sheriff has advised of cost increases for confinement



# DEVELOPMENT

## Department Structure



## FY2024 Updates

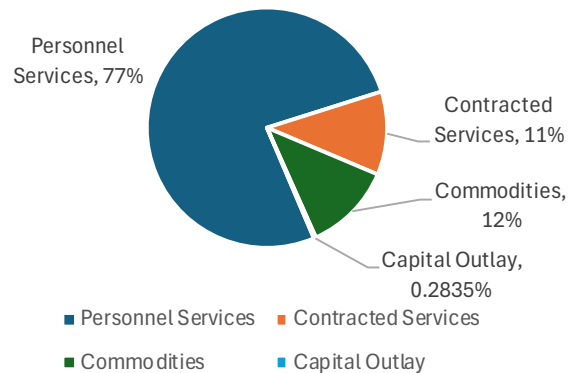
- Continued with implementation of the Comprehensive Plan including improving public transparency with a new Comprehensive Plan Dashboard.
- Installed a new web-based permitting and code enforcement software that will be released to public use after the new Content Manager functions are installed onto the ERP Pro system later in June and July.
- All staff have attained certifications in their fields (Permit Technician, Code Enforcement and now both Building Inspectors).
- Building Inspector's certifications and training have reduced the need for outside inspectors on commercial projects saving several thousand dollars.
- The 169 South Employment Overlay District consultant will begin working on the project this summer and should finish in six to eight months.

# DEVELOPMENT

## 2024 Budget Summary

2024 Total Budget		
Personnel Services	\$	431,932.00
Contracted Services	\$	63,388.00
Commodities	\$	67,541.00
Capital Outlay	\$	1,600.00
Capital Improvements	\$	-
Grand Total	\$	564,461.00

### Development Operating Budget

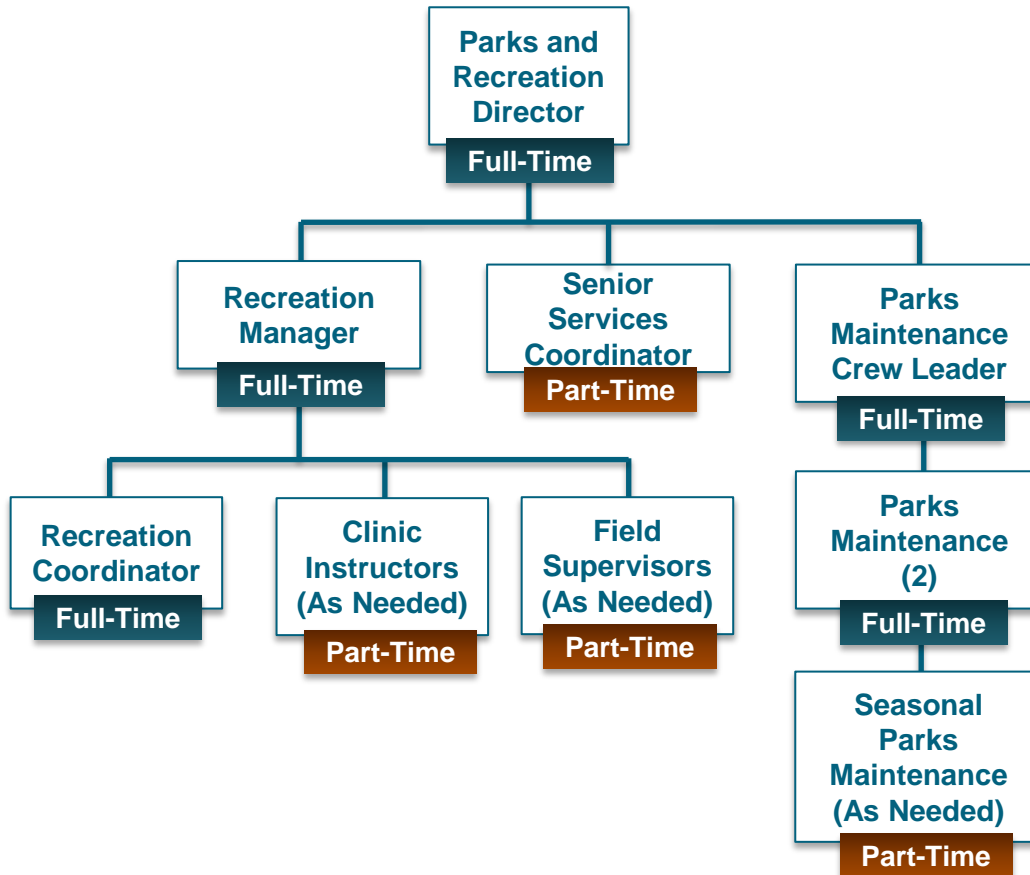


## FY2025 Discussion Points

- Continue the following Comprehensive Plan Action Items:
  - Finalize the Corps of Engineers Annexation of Smith's Fork Park area into the city limits.
  - Complete a comprehensive review of all planning related fees to ensure staff time is included in those fees and also ensure compliance with Hancock.
  - Continue to expand the functionality of the new online permitting system Work towards an online inspections system following the ERP Pro 10 Migration.
  - Expand public engagement and education on Code Enforcement matters.
- The FY25 budget request includes additional training and certification funding as outlined through the employee development process offset by savings from the reduced need for outside inspectors.

# PARKS & RECREATION

## Department Structure



## FY2024 Updates

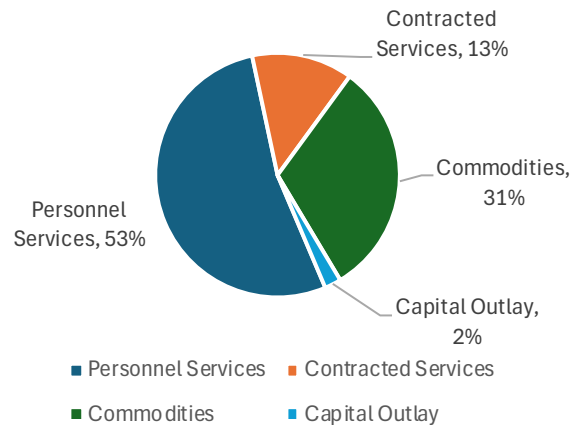
- Continued to complete the short-term goals from the Parks and Recreation Master Plan.
  - Public Art, Park Signage, Diamond Crest Park, Emerald Ridge, New Programming.
- Applied and awarded a CCSS grant for the Senior Center Coordinator. Hired the position in March 2024.
- Held a second fundraising event with the Smithville Chamber of Commerce to raise funds for the Smithville Legacy Fund.
- Submitted and Awarded MDC grant for a water sprayer to water landscape.
- Grew participation in current programs and added more nonrecreational programs (6,615 participants).
- Used in Lieu of Parks Dedication Funds to fund the resurfacing of Heritage Park and Smith's Fork Park Playgrounds.
- Worked with multiple Eagle Scouts on projects in the Scout area; managed all special events downtown and at parks; updated SF Shelter Houses; completed 12 water leaks in the campground.

# PARKS & RECREATION

## 2024 Budget Summary

2024 Total Budget		
Personnel Services	\$	485,893.00
Contracted Services	\$	122,698.00
Commodities	\$	287,469.00
Capital Outlay	\$	20,000.00
Capital Improvements	\$	-
Grand Total	\$	916,060.00

### Parks & Recreation Operating Budget



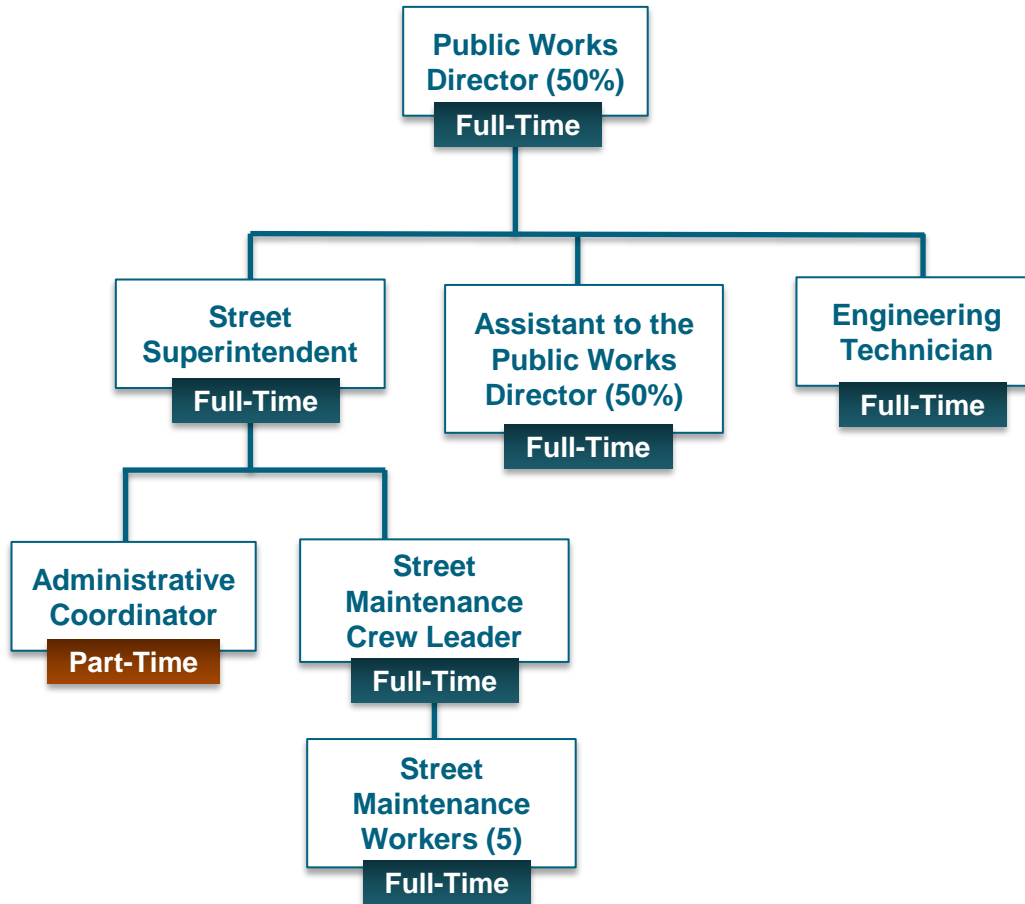
## FY2025 Discussion Points

- Implement park projects as identified in the Parks and Recreation Master Plan within the Park & Stormwater Sales Tax Fund
- Consideration of a Full Time Park Maintenance Position to meet NRPA national metrics per 10,000 residents (currently not funded in the FY2024 Proposed Budget)
- Consider applying for additional grant funding to expand the Senior Services Coordinator position to full time.
- Smith's Fork Campground road resurfacing after large construction season in the area (currently not funded in the FY2024 Proposed Budget)
- Improvement to the exterior of City Hall and Senior Center buildings
- Diamond Crest parking lot progress



# PUBLIC WORKS

## Department Structure



## FY2024 Updates

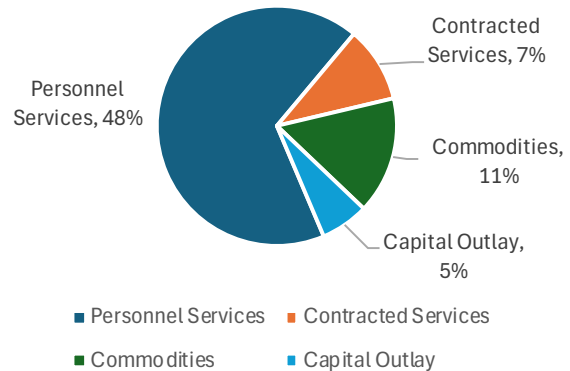
- Provided project administration and inspection services for public infrastructure and private development projects.
- Maintained the condition of streets through patching and crack sealing programs.
- Featured the following items in the GIS website:
  - Pavement Condition Index (PCI) Scores (2024 scores – Summer)
  - Outfalls and Basins (Stormwater Discharge Points)
  - Snow Routes
  - Road Maintenance and Mowing areas Information
  - Capital Improvement Projects
- Continued utilization of pre-treatment with salt brine for snow events.
- Secured Additional funds for infrastructure projects (Streetscape Phase III and Commercial St Sidewalk project).
- Secured RTP Grant funds.
- Performed in-house easement acquisitions for infrastructure improvements (Commercial Street Sidewalks, Streetscape Phase III, and the 144<sup>th</sup> Street Force Main)

# PUBLIC WORKS

## 2024 Budget Summary

2024 Total Budget		
Personnel Services	\$	781,148.00
Contracted Services	\$	118,061.00
Commodities	\$	182,910.00
Capital Outlay	\$	75,250.00
Capital Improvements	\$	480,000.00
Grand Total	\$	1,637,369.00

Public Works Operating Budget



## FY2025 Discussion Points

- Public Works / Parks & Recreation Facility (including salt storage).
- Need for expanded funding for the Annual Street Maintenance Program and Sidewalk Replacement Program.
- Complete fourth round of the Pavement Condition Index (PCI) in 2026
- Continue to provide updates on the current Capital Improvement Projects (CIP) status and make information available on the GIS website.

**Floating Aerator  
Wastewater Treatment Plant**



**Valve Vault – Raw Water Pump Station**

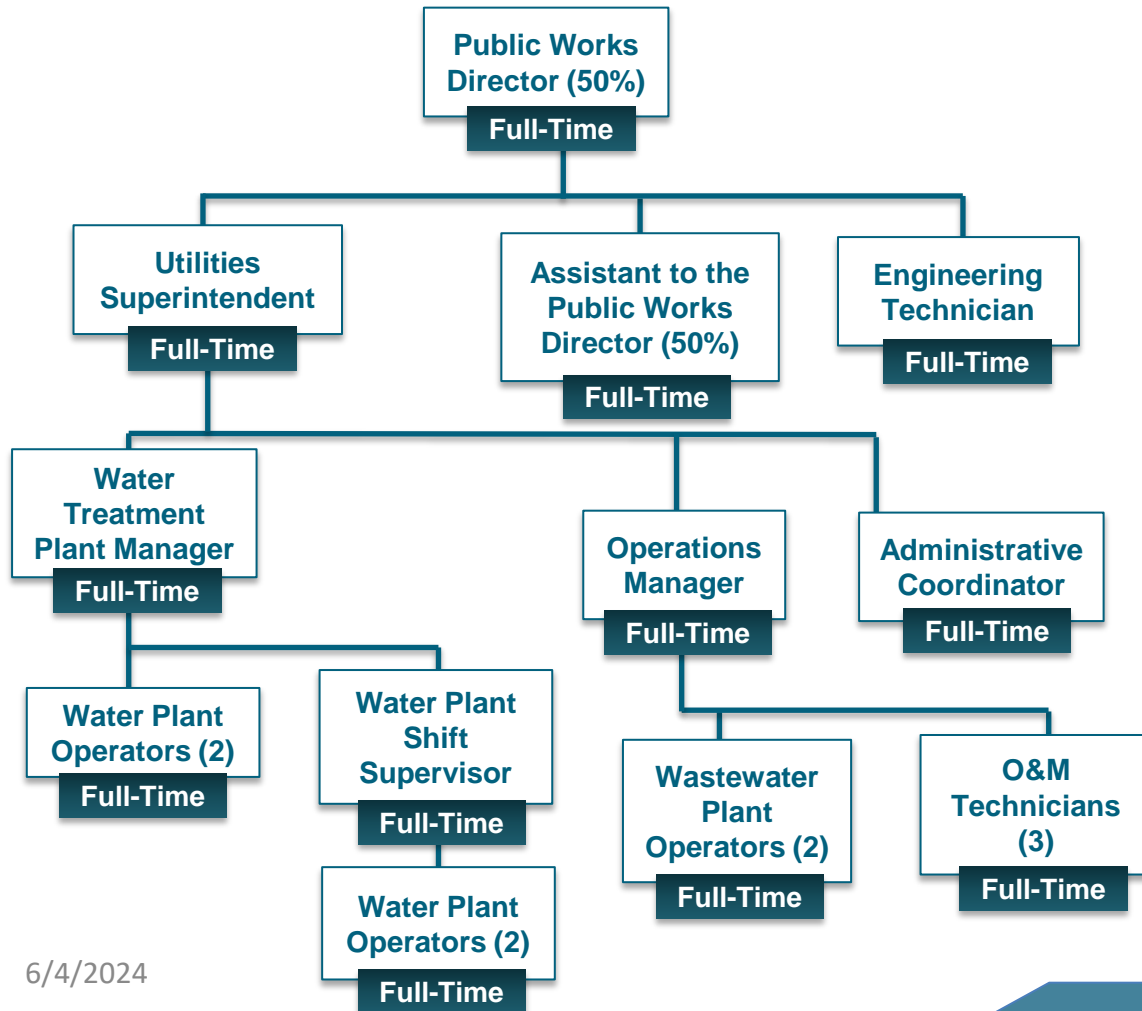


**Utilities Department  
Public Works**



# UTILITIES (PUBLIC WORKS)

## Department Structure



## FY2024 Updates

- Treated 164 million gallons of drinking water that met the standards set by the DNR and the EPA for safe consumption. (Nov – April)
- Treated 140 million gallons of wastewater that met all regulatory standards.
- Awarded bid for a bar screen replacement for the wastewater plant.
- Installed HVAC system in the Water treatment plant.
- Repaired and restored service to SBR (sequencing batch reactor) #2 & #3.
- Awarded bid for water plant improvements project.
- Rehabilitated 3,371 linear feet of sewer line and 15 manholes as part of the 2024 Sanitary sewer maintenance program.
- Inspected and conducted weekly preventative maintenance on 31 sewer pump stations and repaired 24 waterline issues.
- Conducted 1,406 on-time utility locates and completed 723 work orders.
- Staff completed Trimble training to have the capability of adding coordinates and features to GIS.

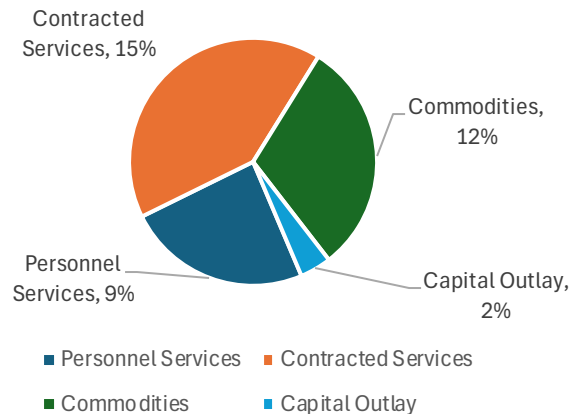


# UTILITIES (PUBLIC WORKS)

## 2024 Budget Summary

2024 Total Budget	
Personnel Services	\$ 1,423,388.00
Contracted Services	\$ 2,428,148.00
Commodities	\$ 1,811,510.00
Capital Outlay	\$ 241,500.00
Capital Improvements	\$ 9,800,000.00
<b>Grand Total</b>	<b>\$15,704,546.00</b>

### Utilities Operating Budget



## 2025 Discussion Points

- Continue the Sewer Rehabilitation Program (Cured in Place Pipe).
  - Regular sewer runs reduced from 15 per month to just a few per year since the program started.
- 144th Street Lift Station and West Bypass:
  - Negotiations and condemnation processes are almost complete for four properties. The project is expected to be put out to bid in Summer 2024.
- Consideration of FY2025 – FY2029 Five Year Capital Improvement Plan, which includes the following significant projects:
  - Engineering for wastewater plant expansion and improvements (\$1,050,000 in the Proposed FY2025 CIP).
  - Planning for the Water Plant Expansion Project.
- Utility Rate Review
- Wastewater permit is due for renewal in 2025.



## Transportation Sales Tax Fund



# TRANSPORTATION SALES TAX FUND

## Funding Overview

- The Transportation Sales Tax is a 0.5% (half-cent) special sales tax that became effective July 1<sup>st</sup>, 1989 (per Section 140.120).
- The Transportation Sales Tax was authorized by voters to have no expiration or until repealed by the Board of Alderman (per Section 140.120).
- The sales tax is to be used for the purpose of constructing, reconstruction, repairing, and maintaining streets, sidewalks, trails, City owned parking lots, and bridges within the City

## FY2024 Updates

### Key Projects In Progress and Completed

- Completed the 2024 Sidewalk Replacement Program (Harborview)
- Completed the 2024 Street Maintenance Program which includes mill & overlay and curb repairs in the Harborview neighborhood.
- Continued the street sweeping program (which is an MS4 stormwater permit requirement).
- Completed construction of 4th Street & 4th Terrace – Road Reconstruction (Following Utility Improvements)
- Quincy Boulevard – Road Reconstruction (Following Utility Improvements) will be completed this Spring.



# TRANSPORTATION SALES TAX FUND



*Transportation Sales Tax provides funding for the City's annual mill and overlay program to repair and rehabilitate streets with a low PCI (pavement condition index)*

## 2025 Discussion Points

- Establish improvement priorities based on comprehensive evaluations, including consideration of street repairs, water and sewer maintenance, and potential sidewalk additions.
- Continuation of funding:
  - Street Maintenance Program
  - Sidewalk Replacement Program including an ADA-compliant component
  - Striping Program
- 2025 Street Maintenance Program: Includes Mill & Overlay of Commercial Street (from 92 to Meadow Street)





## Capital Improvement Sales Tax Fund



# CAPITAL IMPROVEMENT SALES TAX FUND

## Funding Overview

- The Capital Improvement Sales Tax is a 0.5% (half-cent) special sales tax that was approved by voters on April 3<sup>rd</sup>, 2018.
- The City began to see initial collections of the sales tax in November 2018.
- The Capital Improvement Sales Tax was authorized by voters to be enacted until December 31<sup>st</sup>, 2038 (20 years).
- The sales tax is to be used for the purpose of funding, financing, operating, and maintaining capital improvements.
- The primary obligation of this sales tax is to fund outstanding debt service first (Series 2018/2019 General Obligation Debt). Leftover cash is utilized for capital projects.

## Key Projects - Completed

- Projects completed in this fund since the April 2018 election include:
  - Amory Road Improvements
  - 2<sup>nd</sup> Creek Road Bridge
  - 180<sup>th</sup> Street Trail
  - Main Street Walking Trail
  - Downtown Streetscape Phase I & II

## Projects - In Progress & Planned

- Downtown Streetscape Phase III
- Commercial Street Sidewalks
- Riverwalk Trail
- Second Creek Sidewalks

# CAPITAL IMPROVEMENT SALES TAX FUND


## 2025 Discussion Points



*Downtown Streetscape Phase III – Bridge Rendering*

- The City has been awarded federal transportation funding, through Mid-America Regional Council (MARC), for the following projects:
  - Second Creek Sidewalks
  - 1<sup>st</sup> & Bridge Street Round-A-Bout
  - Riverwalk Park & Trail
- Consideration of FY2025 – FY2029 CIST Capital Improvement Plan:
  - Riverwalk & Trail – Engineering (**\$250,000** in FY2024)
  - Second Creek Sidewalks – Engineering (**\$150,000** in FY2024)
  - 1<sup>st</sup> & Bridge Street Round-A-Bout – Engineering (**\$200,000** of **\$250,000** in FY2024 through CIST funding)
  - Second Creek Sidewalks – Construction (**\$945,000** in FY2025)
  - Riverwalk & Trail – Construction (**\$480,000** of **\$1,800,000** in FY2025)





## Park & Stormwater Sales Tax Fund





# PARK & STORMWATER SALES TAX FUND

## Funding Overview

- The Park and Stormwater Sales Tax is a 0.5% (half-cent) special sales tax that was approved by voters on June 2nd, 2020.
- The City began to see initial collections of the sales tax in November 2020.
- The Park and Stormwater Sales Tax was authorized by voters to be in enacted until December 31<sup>st</sup>, 2040 (20 years).
- The sales tax is to be used for the purpose of operating, maintaining, funding, and/or financing parks and recreation needs and stormwater control.

## FY2024 Updates

### Key Projects In Progress and Completed

#### Parks & Recreation

- Awarded Design for Emerald Ridge Park
- Complemented resurfacing of Heritage Park and Smith's Fork Park Playgrounds
- Secured RTP grant for OK Railroad Trail (Phase I) to connect Diamond Crest to Lake Meadows
- Secured \$900,000 MARC Grant for the Riverwalk Trail.

#### Stormwater

- Developed an "Illicit Discharge and Elimination Plan" as identified by the MS4 audit.
- Completed stormwater projects on Quincy Boulevard, Bridge Street, and 4<sup>th</sup> Street & 4<sup>th</sup> Terrace.
- Stormwater projects to be completed this summer:
  - Stonebridge Stormwater Improvements Project

# PARK & STORMWATER SALES TAX FUND



## 2025 Discussion Points

### Park & Recreation

- Implement Year 4 of the Parks and Recreation Master Plan-> Engineering and Design for Smith's Fork Park Sports Complex.
- Emerald Ridge Park and Playground Construction.
- OK Railroad Trail Construction.

### Stormwater (Public Works)

- Stormwater Maintenance Projects
  - Woods Court (Clean Up) – Cost Estimate of \$40,000
  - Rock Creek (Unclogging) – Cost Estimated of \$74,000
  - Northeast 158<sup>th</sup> and Chestnut (Dredging) – Cost Estimate of \$60,000
- Stormwater CIP Projects
  - Dundee Road (in FY2025), Forest Oaks (in FY2026), Cedar Lakes (in FY2027), and Maple Lane (in FY2028) stormwater improvements.

# SANITATION FUND



*Many residents took advantage of the opportunity to recycle electronics and paper during the 2024 E-Waste & Shredding Event*

## 2025 Discussion Points

- Negotiated Solid Waste services contract with GFL for 2024 (Green for Life).
  - Working with GFL for contract renewal and will bring rate recommendations to the Board.
  - Retained 2 City Wide Bulky Item Pick-Ups
  - Added a Bulky item drop off event.
  - Continued to retain the Cardboard Recycling Drop-Off Station in Downtown Smithville.
  - Increased the Residential Participation Rate of the E-Waste Event and recycled 9,450 pounds of paper and 2,271 pounds of computer electronics.






# FY2025 Budget Process Schedule

- Board Retreat (**June 13-14**)
- Schedule of Fees Review and Discussion (**July 16**)
- FY2025 Operating Budget and 5 Year CIP Review: 1<sup>st</sup> Discussion (**August 20**)
- FY2025 Operating Budget and 5 Year CIP Review: 2<sup>nd</sup> Discussion - If Needed (**September 3**)
- Adopt FY2025 Budget on 2<sup>nd</sup> Reading (**October 15**)






**Downtown Streetscape  
Phase III**



**Raw Water Pump Station**

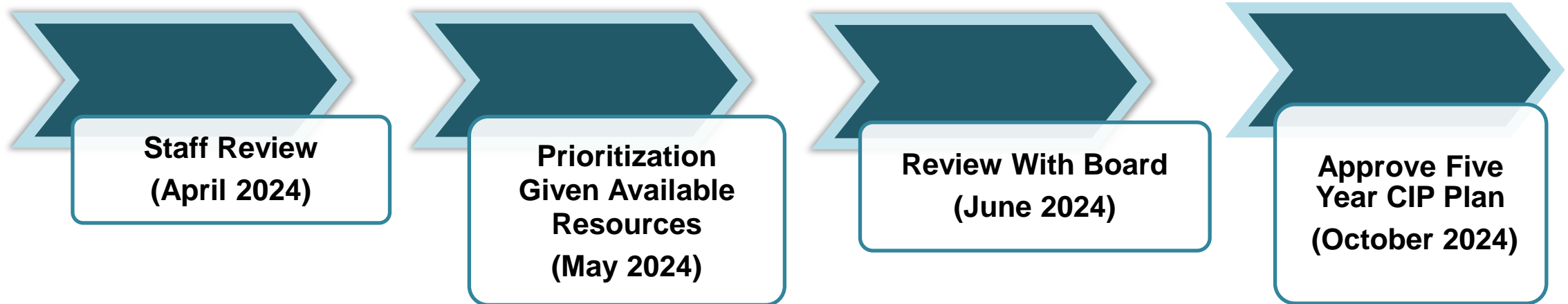


**Aerobic Digester**

## **FY2025 – FY2029 Capital Improvement Plan Review**

6/4/2024

# 5 Year CIP Development Process



# 5 Year CIP – Update Highlights



*Sidewalk, pavement, and stormwater improvements on Quincy Boulevard are addressed as a part of the FY2023 Capital Improvement Program*

- The City Administrator and Department Directors have worked together to update the Proposed Five-Year CIP (FY2025 – FY2029) for initial review by the Board of Aldermen.
- Projects with approved MARC Transportation Funding have been prioritized within the Five-Year CIP.
- Stormwater projects have been slotted into the Park & Stormwater Sales Tax Fund CIP based upon Public Works staff review of recommendations from the Stormwater Master Plan developed by George Butler Associates.
- Board priorities developed from the June retreat will be integrated into the Five-Year CIP.

# Capital Projects

## Secured MARC Grant Reimbursements



Capital Improvement Project	Funding Program	Funding Amount
1 <sup>st</sup> & Bridge Street Round-A-Bout	Missouri Surface Transportation Block Grant Program (STBG)	\$896,000
Riverwalk Park – Phase I	Missouri Transportation Alternatives Program (TAP)	\$900,000
Second Creek Sidewalks	Missouri Transportation Alternatives Program (TAP)	\$600,000

*Grand total of **\$2,396,000** in secured funding*





# Capital Project Cost Estimates For Secured MARC Funds



Capital Improvement Project	Engineering Estimate	Construction Estimate	Total Project Estimate	Total Reimbursement to City	Total Net Cost to City
1 <sup>st</sup> & Bridge Street Round-A-Bout	\$250,000	\$4,000,000	\$4,250,000	<b>\$896,000</b> <i>(45% of Project Total)</i>	\$3,354,000
Riverwalk Park & Trail	\$250,000	\$1,800,000	\$2,050,000	<b>\$900,000</b> <i>(44% of Project Total)</i>	\$1,150,000
Second Creek Sidewalks	\$150,000	\$945,000	\$1,095,000	<b>\$600,000</b> <i>(55% of Project Total)</i>	\$495,000

# General Fund Proposed FY2025 – FY2029 CIP



Capital Improvement Projects	FY 2025	FY 2026	FY 2027	FY 2028	FY 2029
Annual Wayfinding Signage Installation	\$100,000	\$100,000	\$100,000	\$100,000	\$ -
1 <sup>st</sup> & Bridge Street Round-A-Bout (Engineering)	\$ -	\$ -	\$ -	\$ -	\$ -
Additional Annual Asphalt Overlay Program Funding	\$ -	\$ -	\$ -	\$ -	\$ -
Additional Sidewalk Replacement Program Funding	\$ -	\$ -	\$ -	\$ -	\$ -
2 <sup>nd</sup> Creek Bridge Sidewalks (30% of Construction)	\$250,000	\$ -	\$ -	\$ -	\$ -
Riverwalk Park & Trail (10% of Construction)	\$200,000	\$ -	\$ -	\$ -	\$ -
<b>Grand Total</b>	<b>\$550,000</b>	<b>\$100,000</b>	<b>\$100,000</b>	<b>\$100,000</b>	<b>\$0</b>



*The General Fund provides supplemental revenue for the Annual Asphalt Overlay Program and Sidewalk Replacement Program as needed*

# General Fund Pending CIP Projects Listing



Pending Capital Improvement Projects	Cost Estimate
Police Department Building (Engineering)	\$1,500,000
Police Department Building (Construction)	\$18,000,000
Streets & Parks & Recreation Facility Building (Engineering)	\$750,000
Streets & Parks & Recreation Facility Building (Construction)	\$2,750,000
Tornado Sirens (Purchase & Installation)	\$100,000
<b>Grand Total (Net Cost)</b>	<b>\$23,100,000</b>

**Floating Aerator  
Wastewater Treatment Plant**



**Valve Vault – Raw Water Pump Station**




**Utilities Department  
Public Works**





# Waterline Replacement Projects



*Corroded & Aging Smithville Waterline Segments*

*Winner Avenue Waterline Replacement*

*4<sup>th</sup> Street & 4<sup>th</sup> Terrace  
Waterline Improvement*

# Cured in Place Pipe/Manhole Rehabilitation Program



*Sewer Relining Process*



*Manhole Rehabilitation & Relining*



# Proposed 5 Year CIP

## FY2025 – FY2029 CWSWS Fund (Non-Impact Fees)



Capital Improvement Project Name	FY 2025	FY 2026	FY 2027	FY2028	FY2029
Interconnect Mains at 144 <sup>th</sup> /169 Highway (S2, Construction)	\$55,000	-	-	-	-
Highway 92 & Commercial Waterline (Engineering)	\$150,000	-	-	-	-
West Bypass of the 144th Street Lift Station (Construction)	\$2,200,000	-	-	-	-
144 <sup>th</sup> Street Lift Station (Construction)	\$1,700,000	-	-	-	-
Smith's Fork Force Main (Construction)	\$600,000	-	-	-	-
Owens Branch Gravity Line Phase #1, Line #1 (Engineering)	\$200,000	-	-	-	-
Maple Ave & River Crossing (12" Waterline) (50% of Construction)	\$700,000	-	-	-	-
Smith's Fork Park Waterline (Construction)	\$170,000	-	-	-	-
Stonebridge Lift Station (Engineering)	\$30,000	-	-	-	-
Stonebridge Lift Station (Construction With SSD Cost Sharing)	\$1,300,000	-	-	-	-
Water Plant Improvements (Construction)	\$1,400,000	-	-	-	-
McDonalds/Central Bank Lift Station (Engineering)	\$100,000	-	-	-	-
<b>Grand Total (Net Cost)</b>	<b>\$8,605,000</b>	<b>\$0</b>	<b>\$0</b>	<b>\$0</b>	<b>\$0</b>

# Proposed 5 Year CIP

## FY2024 – FY2028 CWWS Fund (Non-Impact Fees)



Capital Improvement Project Name	FY 2025	FY 2026	FY 2027	FY 2028	FY 2029
Owens Branch Gravity Line Phase #1, Line #1 (Construction)	-	\$2,200,000	-	-	-
Highway 92 & Commercial Waterline (Construction)	-	\$300,000	-	-	-
Owens Branch Gravity Line Phase #1, Line #2 (Engineering)	-	\$600,000	-	-	-
McDonalds/Central Bank Lift Station (Construction)	-	\$500,000	-	-	-
Owens Branch Gravity Line Phase #1, Line #2 (Construction)	-	-	\$2,500,000	-	-
Water Plant Expansion (Engineering)	-	-	\$2,100,000	-	-
Wastewater Treatment Plant Expansion (Construction)	-	-	\$3,000,000	\$3,000,000	-
Additional Water and Wastewater Project Funding	-	-	-	\$2,000,000	-
Water Plant Expansion, Phase I (Construction)	-	-	-	-	\$7,500,000
Additional Water and Wastewater Project Funding	-	-	-	-	\$2,000,000
<b>Grand Total (Net Cost)</b>	<b>\$8,605,000</b>	<b>\$3,600,000</b>	<b>\$7,600,000</b>	<b>\$5,000,000</b>	<b>\$9,500,000</b>



# Proposed 5 Year CIP

## FY2025 – FY2029 CWSWS Fund (Water Impact Fees)



Capital Improvement Project Name	FY 2025	FY 2026	FY 2027	FY 2028	FY 2029
Maple Ave & River Crossing (12" Waterline) (50% of Construction)	\$700,000	-	-	-	-
Grand Total	\$700,000	-	-	-	-

# Proposed 5 Year CIP

## FY2025 – FY2029 CWWS Fund (Wastewater Impact Fees)



Capital Improvement Project Name	FY 2025	FY 2026	FY 2027	FY 2028	FY 2029
Wastewater Treatment Plant Expansion (Engineering)	\$1,050,000				
Grand Total	\$1,050,000	-	-	-	-



Wastewater Treatment Plant – Aerial View



## Transportation Sales Tax Fund





# Annual Mill and Overlay & Sidewalk Replacement



- The **2024 Street Maintenance Program** was funded in the amount of \$300,000. Asphaltic Surfaces was awarded the bid to complete work in Harborview. The work was completed in May at a total cost of \$268,000.
- The **2024 Sidewalk Replacement Program** was funded in the amount of \$25,000. KC Concrete was awarded the bid to complete work in Harborview. The work was completed in May within budget.
- The Board discussed pursuing a quarter cent sales tax increase to further fund the annual street maintenance program.



# Proposed 5 Year CIP

## FY2025 – FY2029 Transportation Sales Tax Fund



Capital Improvement Project Name	FY 2025	FY 2026	FY 2027	FY 2028	FY 2029
Annual Asphalt Overlay Program (Projects TBD)	\$300,000	\$400,000	\$300,000	\$300,000	\$300,000
Annual Sidewalk Replacement Program	\$50,000	\$50,000	\$50,000	\$50,000	\$50,000
Commercial Street Sidewalks (Construction)	\$1,400,000				
Commercial Street Sidewalks (MARC Reimbursement)	-\$960,000				
1 <sup>st</sup> & Bridge St Round-A-Bout Construction (80% of Project Expense)					
1 <sup>st</sup> & Bridge Street Round-A-Bout (MARC Reimbursement)					
180th & Eagle Round-A-Bout Construction (25% of Project Expense)					\$300,000
<b>Grand Total (Net Cost)</b>	<b>\$790,000</b>	<b>\$450,000</b>	<b>\$350,000</b>	<b>\$350,000</b>	<b>\$650,000</b>

\* 1<sup>st</sup> & Bridge Round-A-Bout exceeds available funds.

The image is a composite. The top half is a photograph of a paved path in a park. A person in a red plaid shirt is walking on the left, and a person is riding a bicycle in the center. The path is bordered by a black metal fence and a concrete wall. Trees and a street lamp are in the background. The bottom half is a cross-section diagram of the path, showing a green grassy area on the left, a paved path in the center, and a concrete curb on the right. The diagram includes labels for 'Paved Path', 'Concrete Curb', and 'Grass'.


## Capital Improvement Sales Tax Fund

# Proposed 5 Year CIP

## FY2025 – FY2029 Capital Improvement Sales Tax Fund



Capital Improvement Project Name	FY 2025	FY 2026	FY 2027	FY 2028	FY 2029
Annual Transfer to Debt Service	\$364,875	\$367,920	\$373,420	\$376,420	\$382,420
Riverwalk & Trail (Engineering)	\$150,000	-	-	-	-
2 <sup>nd</sup> Creek Sidewalks (Engineering)	\$100,000	-	-	-	-
Downtown Streetscape Phase III	\$1,800,000	-	-	-	-
Downtown Streetscape Phase III (MARC)	\$1,488,000	-	-	-	-
1st & Bridge Street Round-A-Bout (80% of Engineering)	\$500,000	-	-	-	-
2 <sup>nd</sup> Creek Sidewalks (70% of Construction)	\$695,000	-	-	-	-
2 <sup>nd</sup> Creek Sidewalks (MARC Reimbursement)	-\$600,000	-	-	-	-
Riverwalk & Trail Construction (60% of Construction)	\$480,000	\$670,000	-	-	-
Riverwalk & Trail (MARC Reimbursement)	-\$480,000	-\$420,000	-	-	-
1 <sup>st</sup> & Bridge Street - Round-A-Bout (20% of Construction)	-	\$300,000	-	-	-
180 <sup>th</sup> & Eagle Parkway Round-A-Bout (Engineering)	-	-	\$250,000	-	-
Pope Lane Round-a-Bout/Connection (80% of Engineering)	-	-	-	\$400,000	-
180 <sup>th</sup> & Eagle Parkway Round-A-Bout (75% of Construction)	-	-	-	\$1,000,000	-
180 <sup>th</sup> & Eagle Parkway Round-A-Bout (MARC Reimburse)	-	-	-	(700,000)	-
<b>Grand Total (Net Cost)</b>	<b>\$4,497,875</b>	<b>\$917,920</b>	<b>\$623,420</b>	<b>\$1,076,420</b>	<b>\$382,420</b>



## Park & Stormwater Sales Tax Fund





# Park & Stormwater Sales Tax Fund Proposed FY2025 – FY2029 CIP



Park and Stormwater Sales Tax Project Name	FY 2025	FY 2026	FY 2027	FY 2028	FY 2029
OK Railroad Trail - Phase I (Construction)	\$281,000				
OK Railroad Trail - Phase I (Grant)	(184,000)				
Dundee Road Stormwater Improvements (Engineering)	\$50,000				
Dundee Road Stormwater Improvements (Construction)	\$150,000				
Riverwalk & Trail Construction (30% of Construction)	\$600,000	-	-	-	
<b>Grand Total (Net Cost)</b>	<b>\$897,000</b>	<b>\$0</b>	<b>\$0</b>	<b>\$0</b>	<b>\$0</b>



*Current Emerald Ridge Park To Be Updated*

# Park & Stormwater Sales Tax Fund

## Proposed FY2025 – FY2029 CIP (Continued)



Park and Stormwater Sales Tax Project Name	FY 2025	FY 2026	FY 2027	FY 2028	FY 2029
Forest Oaks Stormwater Improvements (Engineering)	-	\$50,000	-	-	
Forest Oaks Stormwater Improvements (Construction)	-	\$300,000	-	-	
Cedar Lakes Stormwater Improvements (Engineering)	-	-	\$25,000	-	
Cedar Lakes Stormwater Improvements (Construction)	-	-	\$100,000	-	
Smith's Fork Park Complex (Engineering & Design)	-	-	\$640,000	-	
Maple Lane Stormwater Improvements (Engineering)	-	-	-	\$50,000	
Maple Lane Stormwater Improvements (Construction)	-	-	-	\$250,000	
Smith's Fork Park Complex (Construction, Phase I)	-	-	-	\$2,240,000	
<b>Grand Total (Net Cost)</b>	<b>\$897,000</b>	<b>\$350,000</b>	<b>\$765,000</b>	<b>\$2,540,000</b>	<b>\$0</b>



*George Butler Associates completed a Stormwater Master Plan for the City which outlines plan for stormwater improvements and maintenance programs*

# All Funds Total Proposed FY2025 – FY2029 CIP



Capital Improvement Projects - All Funds	FY 2025	FY 2026	FY 2027	FY 2028	FY 2029
General Fund	\$700,000	\$250,000	\$200,000	\$100,000	\$0
Combined Water & Wastewater Fund - Non Impact Projects	\$8,805,000	\$3,600,000	\$7,600,000	\$5,000,000	\$9,500,000
Combined Water & Wastewater Fund - Water Impact Projects	\$700,000	\$0	\$0	\$0	\$0
Combined Water & Wastewater Fund - Wastewater Impact Projects	\$1,050,000	\$0	\$0	\$0	\$0
Transportation Sales Tax Fund	\$890,000	\$450,000	\$500,000	\$500,000	\$800,000
Capital Improvement Sales Tax Fund	\$4,497,875	\$917,920	\$623,420	\$1,076,420	\$382,420
Parks & Stormwater Sales Tax Fund	\$900,000	\$350,000	\$765,000	\$2,540,000	\$0
<b>Grand Total</b>	<b>\$17,542,875</b>	<b>\$5,567,920</b>	<b>\$9,688,420</b>	<b>\$9,216,420</b>	<b>\$10,682,420</b>

**5 Year Grand Total for All Funds: \$52,698,055**

# CIP Review Conclusion



- MARC Grants have allowed the City to take advantage of outside funding to supplement project expenses.
- Projects are ***aligned to preserve adequate cashflow amounts in all funds.***
- Rate adjustments will be necessary going forward to continue to fund capital improvement projects in the CWSW Fund.
- Refinement of CIP priorities will occur through discussion with the Board over the summer.

